

## 1

## THE BIBLE

## ➤ FAITH FOCUS

While we know the Bible is an important book, how can we know it is God's true Word?

**What is the Bible?**

The Bible is a collection of sixty-six books divided into two parts: the Old Testament and the New Testament. The books written before the birth of Jesus Christ are in the Old Testament. The New Testament includes books about Jesus' birth and life as well as letters written by Early Church leaders.

**Who wrote the Bible?**

The books in the Bible were written by about forty people. Because the Bible took approximately sixteen hundred years to write, we know all these writers didn't know each other since they didn't all live at the same time. Each one of these writers was inspired by God to write their part of the Bible. In 2 Timothy 3:16, it says, "All Scripture is God-breathed." Someone—God—guided them.

**Is the Bible all true?**

One way we know the Bible is true is because it includes prophecies that have come true. In many prophecies, God shares what will happen in the future. Every single prophecy that was about the past has come true. Other books may include prophecies, but no other book shares as many true prophecies written over thousands of years like the Bible. See Zechariah 9:9 and John 12:14–16 for an example of one of the many prophecies Jesus fulfilled.

**Why is the Bible important now?**

Psalm 119:105 says, "Your word is a lamp to my feet and a light for my path." By reading and following what God teaches us in the Bible, we can know God's plan for us and how to live for Him. The Bible changes lives.

**CASE SUMMARY****FAITH FACT**

1. The Bible is God's Word and His plan for me.

**TRUTH VERSE**

**Psalm 119:105**

Your word is a lamp to my feet and a light for my path.

**BIBLE CASE FILE**

**Moses and the Ten Commandments**

Exodus 19:20–25; 20:1–21

**INVESTIGATORS!** Watch the Commissioner and Mr. Trench again at [www.FaithCase.com](http://www.FaithCase.com). Enter this password.

1 4 5 6



# PLANNING

1

SESSION SEGMENT	LED BY
Welcome & Faith Case Update 1.1	
Object Lesson	
Faith Case Update 1.2 & Shout-Out: Faith Fact	
Faith Fact Actions	
Game	
Bible Case File	
Faith Case Update 1.3 & Shout-Out: Truth Verse	
Truth Verse	
Challenge Questions	
Faith F.A.C.E. & Wrap-Up	

## FAITH GOAL

Kids will discover that God, the Author of the Bible, inspired the Bible's writers to share His plan for us.

### ▶ WELCOME & FAITH CASE UPDATE 1.1



#### YOU WILL NEED

#### GETTING READY

- ☐ Faith Facts Poster

### ▶ OBJECT LESSON

#### YOU WILL NEED

#### GETTING READY

- ☐ Bible  
☐ Briefcase  
☐ Case Folder 1  
☐ E-mail 1.1 from the Faith Case CD-ROM  
☐ Balloon

- ✓ Print E-mail 1.1 from the **Faith Case CD-ROM**.  
 ✓ Place E-mail 1.1 and the balloon in **Case Folder 1**.  
 ✓ Place **Case Folder 1** in the **Briefcase**.

### ▶ FAITH CASE UPDATE 1.2 & SHOUT-OUT: FAITH FACT



### ▶ FAITH FACT ACTIONS

(see activity)

### ▶ GAME

(see activity)

## ➤ BIBLE CASE FILE

### YOU WILL NEED

- ☐ Ten Commandments from the **Faith Case CD-ROM**
- ☐ Lemon juice
- ☐ Cotton swab (or small paint brush)
- ☐ Paper
- ☐ Lamp (without shade)
- ☐ **Case Folder 2**
- ☐ **Briefcase**

### GETTING READY

- ✓ Use the cotton swab and lemon juice to print the number 10 on white paper. Let dry.
- ✓ Place the sheet of paper in **Case Folder 2**.
- ✓ Print the Ten Commandments from the **Faith Case CD-ROM**.
- ✓ Place the Ten Commandments in **Case Folder 2**.
- ✓ Place **Case Folder 2** in the **Briefcase**.
- ✓ Plug in the lamp.

## ➤ FAITH CASE UPDATE 1.3 & SHOUT-OUT: TRUTH VERSE



## ➤ TRUTH VERSE

### YOU WILL NEED

- ☐ E-mails 1.2 and 1.3 from the **Faith Case CD-ROM**
- ☐ Large Truth Verse Pictures: Bible, lamp, shoe, flashlight, and a highway from the **Faith Case CD-ROM**
- ☐ Small Truth Verse Pictures: Bible, lamp, shoe, flashlight, and a highway from the **Faith Case CD-ROM**
- ☐ Pen and paper to draw a map of the room
- ☐ **Case Folder 3**
- ☐ **Case Folder 4**
- ☐ **Briefcase**

### GETTING READY

- ✓ Print E-mails 1.2 and 1.3, the Large Truth Verse Pictures, and the Small Truth Verse Pictures from the **Faith Case CD-ROM**.
- ✓ Place E-mail 1.2 in **Case Folder 3**.
- ✓ Place **Case Folder 3** in the **Briefcase**.
- ✓ Place E-mail 1.3 and your map in **Case Folder 4**.
- ✓ Place **Case Folder 4** in the **Briefcase**.
- ✓ Hide the Large Truth Verse Pictures around the room before the kids arrive. Make one obvious, and the others difficult to find.
- ✓ Draw a simple map of your room. Attach the Small Truth Verse Pictures to their approximate locations.

## ➤ CHALLENGE QUESTIONS

(see activity)

## ➤ FAITH F.A.C.E. & WRAP-UP

### YOU WILL NEED

- ☐ **Faith Case DVD A**
- ☐ **Faith Facts Poster**
- ☐ Copies of the Case Summary from the **Faith Case CD-ROM**

### GETTING READY

- ✓ Make copies of the Case Summary (one per kid) from the **Faith Case CD-ROM**.



## WELCOME

2

→ If this is the first Faith Case session for your group or if you have new kids, play the “Welcome” from **Faith Case DVD A**.

### YOU WILL NEED

### GETTING READY

- ☐ Faith Facts Poster

**SAY** Welcome, fellow investigators. Today’s investigation will center around Faith Fact 1.

→ Point to the **Faith Facts Poster**.

1. The Bible is God’s Word and His plan for me.

**SAY** Did you know there are people who don’t believe that the Bible is true? (*Group response*) But the Bible is true. Every part of it is true because it’s from God.

I think we’re going to find out a lot about the Bible today as we look at *Faith Case: The Bible*. Let’s check in with the Commissioner.



### FAITH FACT

1. The Bible is God’s Word and His plan for me.


## FAITH CASE UPDATE 1.1

5

DVD-A

*Mr. Trench is searching for a book on investigation, but isn’t considering if the author is an expert. The Commissioner compares this to the Bible’s author—God*

▶ Play “Faith Case Update 1.1” from **Faith Case DVD A**.



### TIP

If you’re playing the DVD on a computer, use “Enter” to advance to the next segment.

## ➤ OBJECT LESSON



Using a balloon and a volunteer, you will illustrate how God inspired the writers of the Bible.

### YOU WILL NEED

- ☐ Bible
- ☐ Briefcase
- ☐ Case Folder 1
- ☐ E-mail 1.1 from the **Faith Case CD-ROM**
- ☐ Balloon

### GETTING READY

- ✓ Print E-mail 1.1 from the **Faith Case CD-ROM**.
- ✓ Place E-mail 1.1 and the balloon in **Case Folder 1**.
- ✓ Place **Case Folder 1** in the **Briefcase**.

➔ Hold up the Bible.

**SAY** Didn't we say we were going to find out a lot about the Bible today? We *are* good investigators. Let's see what the Commissioner sent to us.

- ➔ Open the **Briefcase** and pull out **Case Folder 1**.
- ➔ Pull out E-mail 1.1 and read it.

Dear Investigators, Thanks for helping me solve *Faith Case: The Bible*. Remember how I said the Bible was God-breathed? I've sent something to help you understand that better. Start by looking up 2 Timothy 3:16. Signed, The Commissioner.

➔ Ask the kids who have Bibles to turn to 2 Timothy 3:16.

**SAY** Let's see what 2 Timothy 3:16 has to say. This verse tells us that "all Scripture is God-breathed."

That seems a little hard to understand, but I think I can show you how that worked. I'll need a volunteer, but I need to choose the right volunteer. Everyone take a deep breath and hold it. (*Pause while kids do this.*) Now blow it out.

- ➔ Choose a volunteer who enthusiastically participates.
- ➔ Ask that kid to stand by you.

**SAY** I noticed that our volunteer can take a really big breath. (*Look at volunteer.*) You have a very important role to play. You're going to represent the "breath of God," okay?

➔ Pull out the balloon and hold it up.

**SAY** We're going to let this balloon represent the writers of the Bible. About forty different people wrote the Bible. They didn't write their own words or ideas. Every single one of them wrote the words and thoughts that God breathed into them.

➔ Hand balloon to volunteer.

continued ➔



### TIP

Feeling brave? Let everyone in your group have a balloon to try this.

**SAY** (*Look at volunteer.*) Blow this balloon up big, but don't pop it. Just hold it closed when you're done.

→ Pause while the kid blows up the balloon.

These writers wrote exactly what God gave them to write. We have God's Word today because they wrote down God's words to share with us.

Let's demonstrate that with the balloon. What will happen if our volunteer lets go of the balloon? (*The air will come out.*)

If our volunteer lets go of the balloon, the air will come out and the balloon will fly away. (*Look at volunteer.*) Volunteer, let the balloon go.

→ Pause while the balloon flies and lands, then hold up the Bible.

**SAY** The air in the balloon is like God's Word. God breathed His Word into the writers and that became the Bible. Today, the message of the Bible goes everywhere and is for everyone, just like the air that our volunteer blew into the balloon went everywhere when he let it go.

Let's check in with the Commissioner and see what else she has to say about God's Word, the Bible. ■■■

## ➤ FAITH CASE UPDATE 1.2



*While Mr. Trench thinks a fictional book might teach him how to be a better investigator, the Commissioner explains how we can know the Bible is true.*

- ▶ Play “Faith Case Update 1.2” from **Faith Case DVD A**.



## ➤ SHOUT-OUT: FAITH FACT



*The kids will discover what Faith Fact 1 means.*

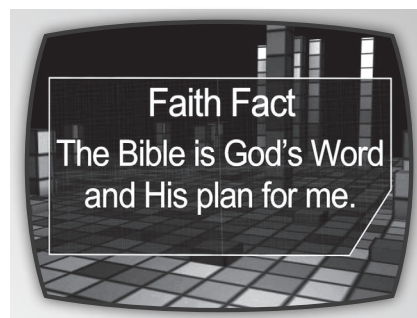
- ▶ Play “Shout-Out: Faith Fact” from **Faith Case DVD A**.

Here’s what will appear on the screen:

- ➔ Faith Fact: The Bible is God’s Word and His plan for me.

Here are the questions and answers:

- ➔ The Bible is whose Word?  
(*God’s*)
- ➔ Where can I find God’s plan for me?  
(*In the Bible*)





## ➤ FAITH FACT ACTIONS



*Kids will learn actions to help them remember the Faith Fact for this session.*

➔ Use the following actions to help the kids remember the Faith Fact.

**SAY** Let's learn the Faith Fact. Here are actions to help us.

➔ Demonstrate the actions to help the kids remember the Faith Fact.

**SAY** Let's do the actions together.

➔ Do the actions and say the words together. Repeat a few times.

➔ Optional: Review the actions for other Faith Facts if time allows.

**SAY** Great work, investigators. The Commissioner will be proud of us.

### FAITH FACT



**1.** The Bible is God's Word and His plan for me.



Faith Fact 1  
(Hold up 1 finger)



The Bible  
(Hold hands like a book)



is God's Word  
(Place both hands at mouth)



and His plan  
(Point at ceiling with index fingers)



for me.  
(Point both index fingers at heart)



## ➤ GAME



*As kids play the game Telephone, you will teach that one way we know God must have inspired the Bible is because all the Bible writers agreed.*

**SAY** It's amazing that God used about forty people, just like you and me, to write the Bible. But it's even more amazing that all these writers agreed with each other. Let's play a game so we can see how difficult that is. You may have played this game before.

➔ Optional: Divide into two or more groups for the first step.

**SAY** We're going to play the game Telephone. I'll whisper a sentence to the first person. Then that person will whisper it to the next person and so on until we get to the last person. Wave your hand, last kid. *(Pause while the kid waves.)* Then we'll see if the last kid gets my message right.

➔ Whisper "Your Word is a lamp to my feet and a light for my path. Psalm 119:105."

➔ Wait until everyone has passed on the sentence.

**SAY** We're going to see what happened to the verse from God's Word as you passed it on.

➔ Call on the last person to share what she heard.

➔ Note: If that kid got the message right, play again with a more difficult message.

**SAY** Wow! We had a hard time just passing on one sentence. I think it's because the message had to be passed down through all these people to get to the last person. Is that how God gave His Word to the writers of the Bible? *(no)* He gave it directly to each of them. Let's try this again in a different way. I'm going to whisper a message to each of you.

➔ Whisper "The Bible is God's Word and His plan for me" to every kid.

➔ Optional: If you have a large group, pass out slips of paper to each kid with the Faith Fact written on them.

**SAY** Now, on the count of three, I want everyone to shout out the message at the same time.

➔ Count to 3 and allow the kids to shout out the Faith Fact.

### TRUTH VERSE



#### Psalm 119:105

Your word is a lamp to my feet and a light for my path.

### FAITH FACT



1. The Bible is God's Word and His plan for me.

continued ➔

**SAY** Wow, that was great! You were all able to say the right message this time because you all got the message from the same person—me.

The writers of the Bible wrote at different times, but they all agreed because they all got their message from the same Person—God. God must have been involved in the writing of the Bible for everything to agree since the Bible was written by about forty writers and over many, many years.

You did a great job. Give yourselves a hand. (*Pause for clapping.*) ■ ■ ■

## ➤ BIBLE CASE FILE



*Through the story of Moses receiving the Ten Commandments, you will teach that the Bible comes directly from God and contains God's plan for us to help us live for Him.*

YOU WILL NEED	GETTING READY
<input type="checkbox"/> The Ten Commandments from the <b>Faith Case CD-ROM</b> <input type="checkbox"/> Lemon juice <input type="checkbox"/> Cotton swab (or small paint brush) <input type="checkbox"/> Paper <input type="checkbox"/> Lamp (without shade) <input type="checkbox"/> <b>Case Folder 2</b> <input type="checkbox"/> <b>Briefcase</b>	<input checked="" type="checkbox"/> Use the cotton swab and lemon juice to print the number 10 on white paper. Let dry. <input checked="" type="checkbox"/> Place the sheet of paper in <b>Case Folder 2</b> . <input checked="" type="checkbox"/> Print the Ten Commandments from the <b>Faith Case CD-ROM</b> . <input checked="" type="checkbox"/> Place the Ten Commandments in <b>Case Folder 2</b> . <input checked="" type="checkbox"/> Place <b>Case Folder 2</b> in the <b>Briefcase</b> . <input checked="" type="checkbox"/> Plug in the lamp.

➔ Turn on the lamp so the bulb can get warm.

**SAY** How many of you have ever written a note to someone? Raise your hand. (*Group response*)

Maybe you passed a note to a friend at school or you wrote a letter to your grandmother. We've all sent a message to someone.

Today we're going to find out about when God wrote a very special message to Moses and the other Israelites. It was a long time ago. Moses and the Israelites had been freed from slavery in Egypt. They were traveling to the land God had promised them. But the people didn't know how to live the way God wanted them to. So, when they came to a mountain called Mount Sinai, God decided to send them a very special message.

I believe the Commissioner has sent us some clues about that special message. Let's see what they are.

➔ Open the **Briefcase** and pull out **Case Folder 2**.

➔ Hold up the sheet of paper on which you wrote 10 in invisible ink.

**SAY** Hmm. The message seems to have disappeared. Oh, wait—it's an invisible ink message. We'll see the clue later.

**SAY** So, Moses climbed to the top of the mountain to meet with God. The Bible says that smoke billowed from the mountain and the ground shook. There was a great trumpet blast, thunder roared, and lightning filled the sky because the power of God was there. On that mountain, God gave Moses the rules He wanted the people to live by. God himself wrote His rules on stone tablets.



### TIP

Another way to make invisible ink is to put salt on the drying lemon juice. After a minute, wipe the salt off. Reveal the message by coloring over the paper with a wax crayon.

Make the numbers as wide and large as possible so they will be seen easily by the audience.

continued ➔

How many rules do you think God gave Moses? (*Group response*)

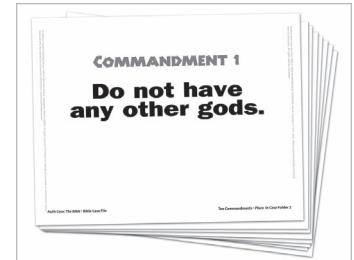
You all made some good guesses. Let's see if the paper will reveal how many rules God gave His people.

- Hold the paper in front of the warm light bulb so the kids can see the message appear. The areas painted with lemon juice will turn brown when held close to the heat source.
- When the ink develops, hold up the number 10 for the kids to see.



**SAY** God gave Moses Ten Commandments for the Israelites to follow. These rules would help the people live for God.

- Invite ten volunteers to the front.
- Give each volunteer one of the Commandments pages from **Case Folder 2**.



**SAY** The Israelites had seen the lightning and smoke coming from the mountain. They had heard a trumpet sound and thunder. They were afraid, because they knew God was on the mountain with Moses. Then they heard God's voice tell them the commands He had for them. My volunteers will pretend to be the voice of God and read the commandments to us.

- Encourage the kids to read the commands dramatically in order.
- Optional: Choose five volunteers and let each read two commandments.

**SAY** How do these rules help us know how to live for God? (*Group response*) These ten commandments tell us what we should and shouldn't do to make God happy.

- Allow the volunteers to be seated.

**SAY** The Bible is more than just a list of rules for us to follow. It gives us so much more. Some books of the Bible give us rules to help us live good lives, but others tell us about God and Jesus. Some books in the Bible tell us what will happen in the future and others give examples of ways to praise and worship God.

When we read the Bible, we learn about God and how to serve Him. When we follow what the Bible says, we follow God's plan for us. That's why God gave us the Bible! ■■■

## ➤ FAITH CASE UPDATE 1.3



*Mr. Trench finds the right book, and the Commissioner explains why the Bible is important for us.*

- ▶ Play “Faith Case Update 1.3” from **Faith Case DVD A**.



## ➤ SHOUT-OUT: TRUTH VERSE



- ▶ Play “Shout-Out: Truth Verse” from **Faith Case DVD A**.

Here’s what will appear on the screen:

- ➔ Truth Verse  
Your word is a lamp to my feet  
and a light for my path.  
Psalm 119:105

Here are the questions and answers:

- ➔ Whose word is the Bible?  
(God’s)
- ➔ What does the Bible light?  
(My path)
- ➔ Where is this verse in the Bible?  
(Psalm 119:105)



## ➤ TRUTH VERSE



*Kids will find pictures hidden around the room, learn the Truth Verse, and discover what the verse tells us about the importance of God's Word.*

### YOU WILL NEED

- ☐ E-mails 1.2 and 1.3 from the **Faith Case CD-ROM**
- ☐ Large Truth Verse Pictures: Bible, lamp, shoe, flashlight, and a highway from the **Faith Case CD-ROM**
- ☐ Small Truth Verse Pictures: Bible, lamp, shoe, flashlight, and a highway from the **Faith Case CD-ROM**
- ☐ Pen and paper to draw a map of the room
- ☐ **Case Folder 3**
- ☐ **Case Folder 4**
- ☐ **Briefcase**

### GETTING READY

- ✓ Print E-mails 1.2 and 1.3, the Large Truth Verse Pictures, and the Small Truth Verse Pictures from the **Faith Case CD-ROM**.
- ✓ Place E-mail 1.2 in **Case Folder 3**.
- ✓ Place **Case Folder 3** in the **Briefcase**.
- ✓ Place E-mail 1.3 and your map in **Case Folder 4**.
- ✓ Place **Case Folder 4** in the **Briefcase**.
- ✓ Hide the Large Truth Verse Pictures around the room before the kids arrive. Make one obvious, and the others difficult to find.
- ✓ Draw a simple map of your room. Attach the Small Truth Verse Pictures to their approximate locations.

**SAY** Let's see what the Commissioner wants us to discover next.

➔ Open the **Briefcase** and pull out **Case Folder 3**.

➔ Pull out E-mail 1.2 and read it.

Dear Investigators, Thanks for all your hard work on this case. I sent someone ahead to prepare for this next part. Please choose one investigator to assist with this.

➔ Pause and choose a volunteer. Continue reading.

Investigators, you'll need to find pictures for the next part of the investigation. You'll have 20 seconds to find the pictures that . . .



**SAY** Hey, the message has been cut off! Oh, well. (*Look at volunteer.*) I guess you'll have to just look around and see if you can find anything that might be what the Commissioner was referring to. Unfortunately, the rest of us can't help you since she asked for only one volunteer. We can count the seconds for you though. Ready?

➔ Lead the group in counting to 20 while the volunteer looks for items.

➔ When time is up, call the volunteer back to the front of the room.

**SAY** What did you find? (*Allow volunteer to show what was found.*) We have no way of knowing if these are the things the Commissioner was talking about. Thanks for your help. You can be seated. Let's thank our volunteer. (*Lead kids in clapping while volunteer sits down.*)

continued ➔



**SAY** Hmm. Maybe the Commissioner has sent us the rest of the message, so we can finish this case.




- Open the **Briefcase** and pull out **Case Folder 4**.
- Pull out the map and E-mail 1.3.



**SAY** Hey, we've got more instructions and a map! Let's see what the Commissioner has to say.

Dear Investigators, I'm sorry that my last message didn't get to you. You're looking for pictures of a Bible, a lamp, a shoe, a flashlight, and a highway. Here is a map of where the pictures are hidden. You need volunteers to find the five pictures. The rest of the investigators may count how long it takes them to follow the map to find everything. Signed, The Commissioner.

- Choose up to five volunteers and give them the map of the room.
- Have the rest of the kids count with you as the volunteers find the hidden pictures.



**SAY** Come stand by me and show us what you found. (*Let each volunteer share their picture.*)

These items are familiar. I think they're a part of the Bible Verse the Commissioner shared with us. (*See sidebar.*)

Let's put them in order.

- Let the kids line up to show Bible, lamp, shoe, flashlight, and a highway. Stand at the end holding the map.

**SAY** Let's look at these pictures to try and say our Truth Verse.

- See verse in sidebar.

**SAY** Whose word is a lamp to my feet? (*God's Word*)

God's Word can lead us and show us how to live just like the map led us to the pictures in the verse. When we read the Bible, God will use His Word to change our life. No other book can change us like the Bible. But then no other book is God's Word either—only the Bible. Let's say our Truth Verse one more time. (*See sidebar.*)

**SAY** Great job, everyone. Let's see what's next. ■■■

TRUTH  
VERSE

Psalm 119:105

Your word is a lamp to my feet and a light for my path.

## ➤ CHALLENGE QUESTIONS



*Optional: Got more than 10 minutes left? Help kids review what they have learned.*

**SAY** Let's see how much we learned. Listen carefully because I'm going to ask you some questions. Shout out the answer that you think is best. Ready?

**SAY** How many books are in the Bible? *(Pause for response.)*

Who guessed sixty-six books? Raise your hand. Very good. There are sixty-six books in the Bible.

**SAY** The sixty-six books are divided into two parts or testaments. What do we call these parts? *(Pause for response.)*

The two parts are the Old Testament and the New Testament.

Now I'll ask a difficult question that we didn't cover in our case, but maybe someone knows it.

**SAY** What special event begins the New Testament? *(Pause for response.)*

The New Testament begins with Jesus' birth. Do you know what the Old Testament begins with? *(creation)* It begins with Creation and tells us how God created everything.

**SAY** We know the Bible is God's Word, but God used people to write His Words down. About how many different people wrote part of the Bible? *(Pause for response.)*

About forty people. That's a lot of people. Does what they wrote agree? *(yes)*

Isn't it amazing that they all tell us about God's love and how we can live for Him?

**SAY** Last question. Why is the Bible important for us to read? *(Allow responses. Affirm all correct answers.)*

I think our Truth Verse answers that. Let's say it together again.

➔ Hold up the Truth Verse Pictures while you say the verse in unison.

**SAY** By reading and following what God teaches us in the Bible, we can know His plan for us. The Bible changes lives. That's why the Bible is important to us.

You're great investigators! I'm glad that I get to solve cases with you.

➔ If you still have time, review questions from previous sessions.



**TRUTH  
VERSE**



**Psalm 119:105**

Your word is a lamp to my feet and a light for my path.

## ➤ FAITH F.A.C.E.



*Kids will see the Bible at work in one kid's life.*

**SAY** *Faith Case: The Bible* is almost closed. We've got just one more thing to do. Let's see the Bible at work in someone's life. Let's watch Faith F.A.C.E.

▶ Play "Faith F.A.C.E. 1" from **Faith Case DVD A**.



**TIP**

F.A.C.E stands for: Faith Action Case Example

## ➤ WRAP-UP



*Kids will review the Faith Fact for this session.*

### YOU WILL NEED

- ☐ Faith Facts Poster
- ☐ Copies of the Case Summary from the **Faith Case CD-ROM**

### GETTING READY

- ✓ Make copies of the Case Summary (one per kid) from the **Faith Case CD-ROM**.

**SAY** Great investigating! We've discovered a lot today about God's Word. What was your favorite part of the investigation? (*Allow responses.*)

➔ Point to the **Faith Facts Poster**.

**SAY** Before we go, let's review Faith Fact 1 together. Say it with me.

➔ Repeat Faith Fact 1 together. (See sidebar.)

We must always remember that God gave us the Bible so that we can know His plan for us. His plan tells us how He created us and why Jesus came to earth. The Bible shares many stories of people who served God. It tells us how to live for Him.

The Bible is very important to us. Let's ask God to help us read and follow His Word more.

Dear God, thank You for giving us the Bible to guide us. We believe that is it Your Word and that every part of it is true. Help us to make time to read the Bible every day. Show us how to follow what You tell us in it. Amen.


**SAY** Remember, Investigators, the Bible is God's Word and His plan for all of us. Thanks for investigating *Faith Case: The Bible* with me. Good-bye for now.

➔ Hand out copies of the Case Summary take-home page.



**FAITH FACT**

1. The Bible is God's Word and His plan for me.



**FAITH CASE**

**1 THE BIBLE**

**FAITH FOCUS**  
While we know the Bible is an important book, how can we know it is God's true Word?

**What is the Bible?**  
The Bible is a collection of story and teaching that was written by many people over many years. It is the Word of God. The Bible tells us about God and how to live for Him. It is the most important book in the world.

**Who wrote the Bible?**  
The Bible was written by about 40 people. Some were prophets, some were kings, and some were ordinary people. They were all inspired by the Holy Spirit to write the words of God.

**Is the Bible all true?**  
Yes, the Bible is all true. It is the Word of God, and it tells us the truth about God and how to live. It is the most important book in the world.

**Why is the Bible important now?**  
The Bible is important now because it tells us how to live and how to love God. It is the Word of God, and it is the most important book in the world.

**Remember:** Read the Bible every day and let it change your life.

➤ **NOTES**