



FAITH CASE™

INVESTIGATING THE TRUTH

LEAD INVESTIGATOR GUIDE



Gospel Publishing House
Springfield, Missouri

Reproducibles

DO

Make copies of this book if you (or someone in your organization) are the original purchaser. Please follow the instructions provided.

Make copies of this book if you are using the copies you make for a noncommercial purpose (such as promotion or teaching) within your church or organization.

DON'T

Make copies if you or your organization are not the original purchaser of this book.

Make copies if you are using the material in or on a product for sale.

Faith Case™ was developed by ministry leaders from across the United States of America.....

Scott Berkey
Patsy Dennis
Brian Dollar
Jimmy Hicks
Steve Hogue
Chip Howington
Barry Jorris
Randy Jumper
Justin Kochs

Suzi Lander
Marcella Lawrence
Rod Loy
Vance Martin
Brian Massey
Ashley Owens
Matt Payne
Shellye Poole
Alex Quinonez

David Richards
Linda Schreck
Lori Smith
Rachelle Terry
Gary Tomlinson
Tammie Ward
Darrell Wickert
Colin Wiseman
Charity Workman

..... Sponsored by the AG Trust

Scriptures marked as “(CEV)” are taken from the Contemporary English Version Copyright © 1995 by American Bible Society. Used by permission.

Scripture taken from the HOLY BIBLE, NEW INTERNATIONAL VERSION®. Copyright © 1973, 1978, 1984 International Bible Society. Used by permission of Zondervan. All rights reserved.

© 2009 by Gospel Publishing House, 1445 N. Boonville Ave., Springfield, Missouri 65802. All rights reserved. No part of this book may be reproduced, stored in a retrieval system, or transmitted in any form or by any means—electronic, mechanical, photocopy, recording, or otherwise—without prior written permission of the copyright owner, except brief quotations used in connection with reviews in magazines or newspapers.

Printed in United States of America

Dear Lead Investigator,

Thank you for joining me for *Faith Case: Investigating the Truth*. I've got everything planned out, and I know I can count on you to lead the activities in this *Lead Investigator Guide*. Here are some important things you need to know:

→ What is Faith Case?

The goal of Faith Case is to help kids develop a basic understanding of Pentecostal beliefs—what we believe and why we believe it. In a culture when beliefs are as varied as grains of sand on the beach, kids need a firm faith foundation.

→ How many investigations are there?

You'll help me lead twelve investigations that explore sixteen fundamental truths. This journey will be a memorable one for both your kids and you. I wish I could be there with you personally, so I've recorded a special Welcome on the DVD to greet all new investigators.

→ What does the Lead Investigator do?

You'll find Faith Case is easy to use because I'll lead most of the core teaching by DVD. Just follow the instructions in this *Lead Investigator Guide* for the games, object lessons, Bible Case Files, and other activities. We've tried everything with kids already, so you can have just as much fun as your kids on these investigations.

I look forward to getting to know you better as we investigate the truth together.

God bless and good hunting!

The Commissioner

The Commissioner



P.S. I've come up with a great way to help your investigators review the cases. Check out the TOP SECRET passwords at the beginning of each session for use on the Faith Case Web site. Each password is listed on the Case Summary your kids take home weekly, so I highly doubt they will leave them behind. And their parents might learn a thing or two about what we believe too!

CONTENTS

Intro	3
Session 1	15
Session 2	33
Session 3	49
Session 4	65
Session 5	83
Session 6	99
Session 7	115
Session 8	133
Session 9	149
Session 10	167
Session 11	185
Session 12	203



WHAT'S IN THE FAITH CASE KIT?

Lead Investigator Guide

Everything you need to know about the Faith Case investigations.

Bible Doctrines by P. C. Nelson

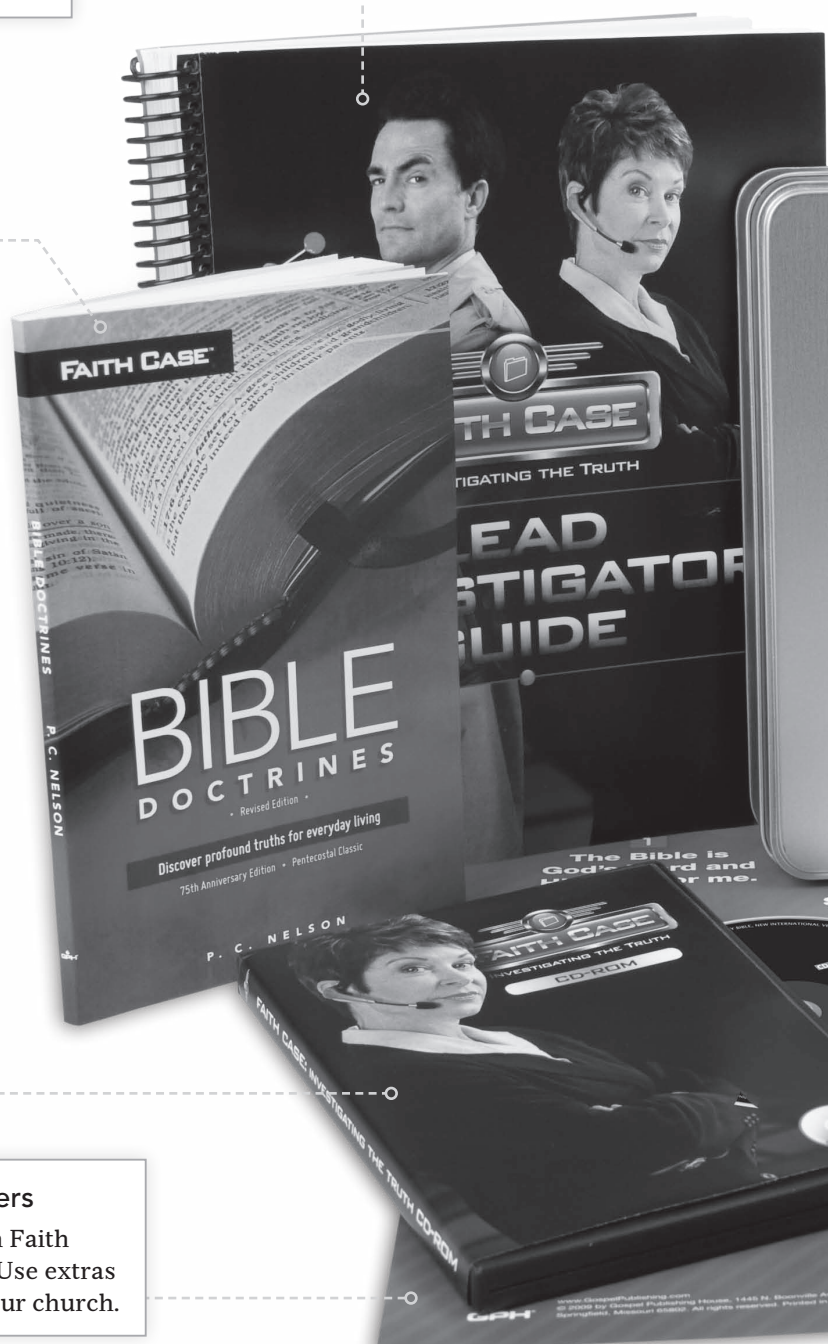
Offers easy-to-read details about the sixteen doctrines taught in *Faith Case: Investigating the Truth*. Consider ordering extra copies for other volunteers and parents.

CD-ROM

Easy-to-print resources for every session make getting ready easy. There's a complete *Lead Investigator Guide* if you need to print an extra copy. Plus check out the extras just for investigators (badges, identification cards, certificates, etc.).

Faith Facts Posters

Remind kids of the sixteen Faith Facts. Got a small group? Use extras for other classrooms in your church.



Briefcase

This really cool metal case holds all your files for each session. Only you and the Commissioner will know how the information comes to you!

3 DVDs

Packed with lots of video updates for every session. Don't miss these helps:

Welcome—Let the Commissioner greet your kids before the first session. Play it each time you have visitors.

Countdown—5 minutes of fun that will have your kids laughing at Mr. Trench's silliest moments as the clock ticks down. Use it for

- transition time before you start each session;
- filler time if church runs long (let your kids identify scenes they recognize);
- fun review after your last case; and
- showing parents when you recognize the achievement of your investigators after they finish *Faith Case: Investigating the Truth*.

Case Folders

Fill these with e-mails and resources from the Commissioner. Details in each session.



HOW DO I SET UP FOR FAITH CASE?

Kit Products

Everything in your **Faith Case Kit** has a purpose. Here are some basics to get ready for *Faith Case: Investigating the Truth*.



Briefcase

1. Empty it out to get ready for each session.
2. Bring the filled **Briefcase** with you to each session.
3. Open it when the *Lead Investigator Guide* says that the Commissioner has sent information to your investigators.

Case Folders

1. Label them as 1, 2, 3, and 4. Use the extra folder as a spare.
2. Print off the session's resources from the CD-ROM. Follow the instruction on the printed items and in the activities to fill the folders. (See the Getting Ready section at the beginning of each session.)
3. Place **Case Folders** in the **Briefcase** to be "sent" from the Commissioner during the session.



Faith Facts Posters

1. Display these around your Faith Case room.
2. Read the sixteen Faith Facts, simple doctrine statements that are easy for kids to remember.

NOTE: Some Faith Case investigations cover more than one Faith Fact, and some Faith Facts are repeated in two sessions.

CD-ROM

1. Print out the resources for each session.
2. Follow the instructions on the bottom of every page to organize these resources before each session.
3. Make copies of the Case Summary (1 per kid).

Note: Don't miss the extras on the **CD-ROM** to add more fun for your kids.



GETTING THE ROOM READY




TV or Screen for the DVDs

1. You'll need a DVD player and TV or a projector and screen. The DVD will play during the entire session. Make sure kids can see from every seat in the room.
2. If someone else is in charge of media, print a *Lead Investigator Guide* for them from the CD-ROM.
3. Select the correct DVD for the session.
3. If you're playing the DVD on a computer, use "Enter" to advance to the next segment.

NOTE: While you're leading session segments, the Faith Fact or Truth Verse will scroll on the screen. You'll refer to them often, so be sure to leave the DVD playing the whole time.

Seating

1. Sessions are written for a typical children's church setting where kids sit in rows facing the front of the room, but whatever works in your setting will work for Faith Case.
2. Just be sure kids can easily see the TV/screen and you.



Note: Carefully read the Planning section for each Faith Case session. Some sessions will require some additional simple setup (hiding things around the room, taping things under chairs, etc.).

WHAT DOES A FAITH CASE SESSION LOOK LIKE?

How long does every session last?

About 1 hour


Is there anything I need to add?

Faith Case doesn't include time for announcements, offering, or worship time. Feel free to add these and adjust your schedule accordingly. Some sessions offer altar time and all close in prayer. You may want to expand these for your children's church service.

Do Faith Case sessions look exactly the same each time?

Every session includes the same elements, but the order changes to keep your kids interested.

SESSION OVERVIEW




CASE SUMMARY—Every session begins with an overview called the Faith Focus. This lets you know what kids will be taught. It's also designed to be shared with parents after each session. (See Case Summary information on the next page.)

PLANNING—This handy summary lets you know how to get ready before the session begins. Also, if you have more than one Lead Investigator, the Session Segment box at the top of the page is a great place to note who will lead each part.

COUNTDOWN—Add this optional 5-minute transition that's on each DVD. Your kids will enjoy the clips of Mr. Trench as the clock ticks down.

WELCOME—Introduce your investigators to the Faith Case session. Add the Welcome segment from the DVD when you have visitors.

UPDATE 1.1—Meet with the Commissioner and Mr. Trench to find out about the investigation.



THIS ICON
MEANS:



FIND THESE SEGMENTS
ON THE DVDS!

GAME—Get kids active as they learn about the session's theme.

OBJECT LESSON—Connect the theme to everyday life

UPDATE 1.2—More details about the investigation from the Commissioner mixed with fun from Mr. Trench.

SHOUT-OUT: FAITH FACT—Say-it-with-me review and questions about the Faith Fact

FAITH FACT ACTIONS—Easy-to-remember actions help kids learn the Faith Fact

BIBLE CASE FILE—Selected Bible story taught in a fun and interesting way to help bring home the Faith Fact to the kids

UPDATE 1.3—The Commissioner and Mr. Trench wrap up the case.

SHOUT-OUT: TRUTH VERSE—Say-it-with-me review and questions about the Truth Verse




TRUTH VERSE—Games and other activities to reinforce the Truth Verse

CHALLENGE QUESTIONS—Quick and easy review of the case for sessions when you need an extra activity

FAITH F.A.C.E.—Most sessions add a testimony from a kid who's living out the Faith Fact. This is a great way to challenge your kids to live out the Faith Fact for themselves.

WRAP-UP—Check out the Faith Fact one more time and close in prayer.

CASE SUMMARY—Don't forget this! Send home a copy of the Case Summary after every session to let parents know what their kids are studying. Best of all, kids get the TOP SECRET password to review the Faith Case Updates again and again at www.FaithCase.com.



WHAT'S THE BEST PART OF FAITH CASE?

TOP SECRET passwords!

Every session has a secret combination. Here's how it works:

Case Summaries

1. Duplicate these for all your kids. Hand them out after the session. Mail them to kids who are absent.
2. Encourage parents to review each case with their kids. This is an excellent opportunity for kids and parents to discover doctrinal truths together.

FAITH CASE™

1 THE BIBLE

FAITH FOCUS
While we know the Bible is an important book, how can we know it is God's true Word?

What is the Bible?
The Bible is a collection of sixty-six books divided into two parts: the Old Testament and the New Testament. The books written before the birth of Jesus Christ are in the Old Testament. The New Testament includes books about Jesus' birth and life as well as letters written by Early Church leaders.

Who wrote the Bible?
The books in the Bible were written by about forty people. Because the Bible took approximately sixteen hundred years to write, we know all these writers didn't know each other since they didn't all live at the same time. Each one of these writers was inspired by God to write their part of the Bible. In 2 Timothy 3:16, it says, "All Scripture is God-breathed." Someone—God—guided them.

Is the Bible all true?
One way we know the Bible is true is because it includes prophecies that have come true. In many prophecies, God shares what will happen in the future. Every single prophecy that was about the past has come true. Other books may include prophecies, but no other book shares as many true prophecies written over thousands of years like the Bible. See Zechariah 9:9 and John 12:14-16 for an example of one of the many prophecies Jesus fulfilled.

Why is the Bible important now?
Psalm 119:105 says, "Your word is a lamp to my feet and a light for my path." By reading and following what God teaches us in the Bible, we can know God's plan for us and how to live for Him. The Bible changes lives.

INVESTIGATORS: Watch the Commissioner and Mr. Trench again at www.FaithCase.com. Enter this password: **1 4 5 6**

CASE SUMMARY

FAITH FACT
1. The Bible is God's Word and His plan for me.

TRUTH VERSE
Psalm 119:105
Your word is a lamp to my feet and a light for my path.

BIBLE CASE FILE
Moses and the Ten Commandments
Exodus 19:20-25; 20:1-21

THE TRUTH | HOME | WHAT'S INSIDE | CONTACT | STORE

LAUNCH

ENTER 1 4 5 6 CODE

> FAITH FACTS POSTER

FAITH CASE POSTER
Download your free Faith Facts Poster today.
Download

Use the Faith Case poster for an easy reference. Great for classroom or personal use.
Download

> FOLLOW FAITH CASE

FACEBOOK
Connect with other Faith Case users.
Connect now.

FAITH CASE FORUM
Join the discussion and find answers to your questions.
Go to the forum.

Watch Faith Case promo

© 2009 Gospel Publishing House - All Rights Reserved

[Online Privacy Policy](#)

3. Point out the TOP SECRET code for kids to access the session's videos online. Great for kids who miss a week, or if they want to share these videos with their friends. (And trust us . . . they will want to watch these videos again!)

HOW CAN WE CELEBRATE WHEN WE FINISH FAITH CASE?

Honor your investigators when they've successfully solved all the Faith Cases. Here are some simple ways to celebrate.

Certificates

Promote all your kids to "Lead Investigator" with the certificates on the CD-ROM. Choose the one signed by the Commissioner or personalize the generic one with your church name and pastor's signature.

HINT: Mr. Trench gets a Faith Case Certificate in Session 12 when he's promoted to Lead Investigator.



Make Faith F.A.C.E. videos

Set up a camera and let kids record their own Faith F.A.C.E. testimonies for their favorite Faith Case investigation. Show these in the adult service or during a celebration children's church service.

Faith Case T-Shirts

Like the T-shirts shown in the Session 12 video? Contact Gospel Publishing House to ask about ordering them for your Faith Case kids. Minimum quantities and processing time may apply. Just call 1-800-641-4310 or e-mail newproducts@gph.org for more information.

Family Service—

Invite parents (or the whole congregation) to join you for session 12, *Faith Case: Sharing Your Faith*. Kids can show off what they've learned and parents will get a reminder that they need to pass on their faith too.

Adult Service Presentation—

Present certificates in the adult service. Show the Countdown or a favorite DVD segment. Let kids demonstrate the Faith Fact actions. (Make it easy by assigning one to each kid to perform for the audience.) Play your own Faith F.A.C.E. testimonies. Most importantly, tell the adults what a great job your investigators did during Faith Case. (Need extra funds? Ask your pastor if you can take an offering for children's church resources after your presentation.)

Share your celebration ideas with others at FaithCase.com.

WHAT ELSE DO I NEED TO KNOW?

Teaching alone?

- No problem. You really only need more adults if you have to keep an eye on some of your investigators. (I have to do that with Mr. Trench too!)
- Read the *Lead Investigator Guide* for each session.
- Follow the Planning section to make sure you have everything you need.
- BE PREPARED! Sessions moves fast to match kids' attention spans, so make sure you're ready to go.

More than one Lead Investigator?

- Print off a second *Lead Investigator Guide* from the CD-ROM.
- Take turns leading activities or entire sessions.
- Use the Getting Ready checklist to choose which activities each person will lead.

What are the Faith Facts?

- Faith Facts are simple doctrine statements that are easy for kids to remember.
- Some of the Faith Case investigations cover more than one Faith Fact, and some Faith Facts are repeated in two sessions.

How can I find out more about the doctrine in Faith Case?

You'll find *Bible Doctrines* by P. C. Nelson is easy to understand. You might want to order extra copies for parents and other Lead Investigators who have questions about the sessions.

Does Faith Case have a good Web site?

Check it out at www.FaithCase.com. You're going to love it. Besides the videos for kids, there is a link to a forum for you.

Who is Faith Case best for?

Kids in elementary grades 1–5

What if I have younger kids in my group?

We've tried Faith Case with preschoolers. They'll have fun, but the concepts and activities aren't easy for them to understand.

Why do the sessions move so fast?

Kids' attention span is usually their age plus 2 minutes, so most activities last 5–10 minutes. Time goes quickly, so have everything prepared before you begin.

Have you tested the activities with kids?

Yes!

- The sessions were planned by lots of children's ministry leaders. (See the list at the beginning of this book.)
- Everything was tested in a children's church setting.
- Testing helped us to add changes to make Faith Case better. For example, kids and parents came up with the idea to watch the videos at home after the sessions.

What if the adult service runs longer than an hour?

- The 1-hour sessions don't include

announcements, offering, special prayer, or worship time, so add these to your service.

- Challenge Questions are a great way to fill extra time. Just go back to previous sessions and see what kids remember. Divide up into teams for extra fun.
- Faith Fact Actions are another great thing to review. If you think you'll have extra time often, choose a kid to lead the Faith Fact Actions for each session, and let them be in charge of leading the review every time the kids get together.

How can I build enthusiasm for Faith Case?

- Dress up like Mr. Trench and promote Faith Case in the adult service.
- Play the Countdown before the adult service starts.
- Invite families to the first session.

Do I have to follow the suggested order of Faith Case sessions?

No. Faith Case was intentionally designed to let you switch the sessions around or even skip one if you choose. In fact, we tested it in a mixed-up order. But we recommend that you end with Session 12.

Note: Sessions 6 and 7 on the Holy Spirit are designed to be used together. Likewise, sessions 11 and 12 on the End Times are also designed to be used together.

What about holidays?

Feel free to skip a week or two if your service day falls on a holiday, especially if a lot of your kids will be absent.

Any other suggestions for room decorating?

Because *Faith Case: Investigating the Truth* is about investigations, feel free to add fun extras to carry out the theme. Check out the extras on the CD-ROM for ideas.

What if I have suggestions and ideas?

- E-mail them to newproducts@gph.org
- Share them at www.FaithCase.com.

What if I still have questions after reading this *Lead Investigator Guide*?

- Check out www.FaithCase.com. We'll add more information for leaders there.
- E-mail newproducts@gph.org. We've got team members who've already led *Faith Case: Investigating the Truth*, and they'll be glad to help you.



