



HOW DO I GROW THE FRUIT OF THE SPIRIT?

The fruit of the Spirit is love, joy, peace, patience, kindness, goodness, faithfulness, gentleness and self-control. Galatians 5:22,23

► FAITH FOCUS

Growing the fruit of the Spirit is a partnership. The Holy Spirit helps me make right choices to grow.

Did you know the fruit of the Spirit can show we've got Jesus in our life? Here how —

What is the fruit of the Spirit?

Galatians 5:22,23 lists nine words that describe the fruit of the Spirit. (*See Theme Verse in sidebar.*) When we have this fruit in our life, we show people we are Christians by how we act. The fruit of the Spirit is like proof that we are becoming like Jesus.

Do Christians automatically grow this fruit?

No. After we become Christians, we must choose to partner with the Holy Spirit to grow this fruit in our life. As our Bible Case File explains, first we do our part by staying connected to Jesus, just like branches stay connected to the vine. We stay connected when we do things like pray and read the Bible.

Does growing up help us grow the fruit of the Spirit?

Not always. We must choose to let the Holy Spirit help us grow His fruit in our life. Jesus doesn't expect us to grow all of the fruit at the same time. Instead, He wants us to look for His leading on which fruit we need to grow and then ask Him to show us how to grow. Even adults still need to choose every day to let the fruit of the Spirit show in their life. Then as we grow the fruit, we'll get better at showing others that Jesus is in our life.

CASE SUMMARY

FAITH FACT



Fruit of the Spirit: The fruit of the Spirit shows Jesus in me.

THEME VERSE



Galatians 5:22,23
The fruit of the Spirit is love, joy, peace, patience, kindness, goodness, faithfulness, gentleness and self-control.

BIBLE CASE FILE



The Vine and the Branches
John 15:1-8

INVESTIGATORS:

Get more fun stuff and watch the Commissioner and Inspector Apple again at www.FaithCase.com.

Enter this password.

6 9 5 8



PLANNING



SESSION SEGMENT	LED BY
Commissioner's Welcome	
Welcome & Faith Case Update 1.1	
Game	
Faith Case Update 1.2 & Faith Fact Feature	<i>See actions on page 22.</i>
Theme Verse Activity	
Faith Case Update 1.3 & Fruit of the Spirit Song	
Optional: Faith Fact Review	
Bible Case File	
Object Lesson	
Response Time	
Challenge Questions	
Wrap-Up	

FAITH FOCUS

Growing the fruit of the Spirit is a partnership. The Holy Spirit helps me make right choices to grow.

► COMMISSIONER'S WELCOME



► WELCOME & FAITH CASE UPDATE 1.1



► GAME

YOU WILL NEED

- ☐ E-mail 1.1 from the **Faith Case CD-ROM**
- ☐ **Case Folder 1**
- ☐ **Briefcase**
- ☐ Apples, one per team

GETTING READY

- ✓ Print E-mail 1.1 from the **Faith Case CD-ROM**.
- ✓ Place E-mail 1.1 in **Case Folder 1**.
- ✓ Place **Case Folder 1** in the **Briefcase**.

► FAITH CASE UPDATE 1.2 & FAITH FACT FEATURE



► THEME VERSE ACTIVITY

YOU WILL NEED

- ☐ E-mail 1.2 from the **Faith Case CD-ROM**
- ☐ Prepared **Fruit of the Spirit Cards**
- ☐ **Case Folder 2**
- ☐ **Briefcase**

GETTING READY

- ✓ Carefully separate the **Fruit of the Spirit Cards**.
- ✓ Print E-mail 1.2 from the **Faith Case CD-ROM**.
- ✓ Place the **Fruit of the Spirit Cards** and E-mail 1.2 in **Case Folder 2**.
- ✓ Place **Case Folder 2** in the **Briefcase**.

➤ FAITH CASE UPDATE 1.3 & FRUIT OF THE SPIRIT SONG



➤ OPTIONAL: FAITH FACT REVIEW

YOU WILL NEED

- ☐ One or two prepared sets of **Fruit of the Spirit Cards**

GETTING READY

See cards for activity options.

➤ BIBLE CASE FILE

YOU WILL NEED

- ☐ Jesus Picture from page 33 or the **Faith Case CD-ROM**
- ☐ Prepared **Fruit of the Spirit Cards** from the Theme Verse Activity

GETTING READY

- ✓ Display on the wall the Jesus Picture from page 33 or the **Faith Case CD-ROM**.

➤ OBJECT LESSON

YOU WILL NEED

- ☐ Nine balloons (not inflated)
- ☐ Permanent marker or pen
- ☐ Prepared **Fruit of the Spirit Cards**

GETTING READY

- ✓ Inflate each of the balloons in turn, but don't tie them.
- ✓ As each balloon is inflated, use the permanent marker to print one of the nine words that describe the fruit of the Spirit on it. Then let the air out of it.
- ✓ Decide which part of the fruit of the Spirit the Holy Spirit is currently focusing on in your life.
- ✓ Ask an adult helper to display the **Fruit of the Spirit Cards** around the room as you present the Object Lesson. The helper should spread out the cards so kids can gather by each card.

➤ RESPONSE TIME

YOU WILL NEED

- ☐ Items from the Object Lesson

GETTING READY

None

➤ CHALLENGE QUESTIONS

➤ WRAP-UP

YOU WILL NEED

- ☐ Copies of the Case Summary from the **Faith Case CD-ROM**

GETTING READY

- ✓ Make copies of the Case Summary (one per kid) from the **Faith Case CD-ROM**.

➤ COMMISSIONER'S WELCOME



This DVD segment provides a special welcome from the Commissioner.

▶▶ Play "Commissioner's Welcome" from **Faith Case DVD A**.



➤ WELCOME



Introduce the lesson topic by asking a few questions.

SAY Welcome, fellow investigators. I'm excited to begin our new case about the fruit of the Spirit.

How many of you like fruit? (*Group response*) What's your favorite fruit? (*Allow responses.*) Is this the kind of fruit the Holy Spirit wants to help us grow? (*no*)

SAY The fruit we're going to be investigating isn't the kind we eat. It's the kind the Holy Spirit grows in our life. This is a very important assignment. We'll follow clues, investigate leads, and solve the mysteries of the fruit of the Spirit. I can't wait to get started, so let's check in with the Commissioner. ■ ■ ■



TIP


Kids in your group may arrive hungry, so you may wish to provide a healthy snack as they arrive. This demonstrates God's love for their physical needs and allows them to focus on learning instead of on their hunger.

➤ FAITH CASE UPDATE 1.1



Fruit Inspector Adam Apple is brought in to help the Commissioner investigate and introduce Faith Case: Fruit of the Spirit.

▶▶ Play "Faith Case Update 1.1" from **Faith Case DVD A**.



▶ GAME



Kids will take part in a partner race to emphasize that we need to partner with the Holy Spirit to grow the fruit of the Spirit in our life.

YOU WILL NEED	GETTING READY
<input type="checkbox"/> E-mail 1.1 from the Faith Case CD-ROM	✓ Print E-mail 1.1 from the Faith Case CD-ROM .
<input type="checkbox"/> Case Folder 1	✓ Place E-mail 1.1 in Case Folder 1 .
<input type="checkbox"/> Briefcase	✓ Place Case Folder 1 in the Briefcase .
<input type="checkbox"/> Apples, one per team	

SAY What an interesting case! The Commissioner has sent us some information in this **Briefcase**. Let's see what she has to say.

- Open the **Briefcase** and pull out **Case Folder 1**.
- Pull out E-mail 1.1 and read it.

Dear Investigators, The most important thing to remember about the fruit of the Spirit is that we can't grow this fruit in our life on our own. The Holy Spirit partners with us. So I've sent your Lead Investigator some instructions for a fun activity that demonstrates this. Your Lead Investigator will tell you what to do next. Signed, The Commissioner.



SAY The Commissioner wants us to have a race. We need two teams with two kids on each team.

- Choose two pairs of kids. Each pair of kids should be similar in height for ease in running this race.
- Have the teams come to the front of the room and stand by you.

SAY *(To volunteers)* This is a partner race, so you'll need to hook arms with your partner. Everyone, remember what the Commissioner said. Who do you think these partners represent? *(Us and the Holy Spirit.)* We partner with the Holy Spirit. We can't grow the fruit in our life without the Holy Spirit, and He can't grow fruit in our life without our cooperation. We must choose to let Him help us.

- Hold up an apple.

SAY At my signal, racers, each pair will take an apple and place it on your arms where your elbows are linked. Then you'll go as fast as you can one time around the room.

If you drop the apple, stop and pick it up. When it's back in place, you can keep going.



TIP

If you want to make sure you don't choose the same kids over and over, use a list of the kids' names and cross off names as you use those kids. You may want to use the same list for several sessions to ensure a variety of volunteers. Just add the names of new attendees each session.



TIP

Got a larger group? Add more kids to each team and make the race a relay race.

continued →

SAY However, if you try to race without being linked at the elbows or without your fruit in place, you'll be out of the game. Ready? Go!

- Allow the volunteers to play the game through one time.
- Encourage the rest of the group to cheer for the teams.

SAY Great racing, everyone. Did it look easy for the partners to stay connected while they raced? (*Allow responses.*) Was it easy to keep the fruit in place? (*Allow responses.*)

Growing the fruit of the Spirit in our life isn't always easy either. But we can choose to let the Holy Spirit help us. He is ready and willing to be our partner.

(*To racers*) Thank you, racers, for helping with this assignment.

- Let the volunteers return to their seats.

SAY Let's check in with the Commissioner. ■■■



TIP

Wash the apples and eat them as a snack. If your group is large, you'll need a few more apples.

> FAITH CASE UPDATE 1.2



Inspector Apple learns the hard way that sometimes looks can be deceiving. It's what's on the inside that really counts.

▶▶ Play "Faith Case Update 1.2" from **Faith Case DVD A**.



> FAITH FACT FEATURE

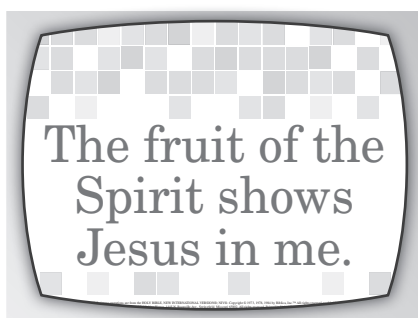


Help kids learn and remember the Faith Fact for this session. Actions to reinforce the Faith Fact are on the DVD and on the next page as well.

▶▶ Play "Faith Fact Feature" from **Faith Case DVD A**.

Here's what will appear on the screen:

➔ **Faith Fact:** The fruit of the Spirit shows Jesus in me.



TIP

Use up more energy by having kids march, jump, or turn in a circle as they say the Faith Fact. Add fun by seeing how quickly they can repeat it.

FAITH FACT ACTIONS

The actions below are demonstrated on the DVD in the "Faith Fact Feature" segment. They're provided here for reference.



The fruit
(Place right hand as shown over heart and turn to right as if unlocking a key.)



of the Spirit
(Pretend to hold a cup with the left hand. Right hand should be the same as for "fruit." Place right hand in left and move it up and out as if drawing something out of the cup.)



shows Jesus
(Alternate middle fingers to middle of palms for nails in Jesus' hands.)



in me.
(Point to self with both thumbs.)



FAITH FACT



Fruit of the Spirit: The fruit of the Spirit shows Jesus in me.

THEME VERSE ACTIVITY



The kids will learn the Theme Verse by playing a simple unscrambling game.

YOU WILL NEED

- ☐ E-mail 1.2 from the **Faith Case CD-ROM**
- ☐ Prepared **Fruit of the Spirit Cards**
- ☐ **Case Folder 2**
- ☐ **Briefcase**

GETTING READY

- ✓ Carefully separate the **Fruit of the Spirit Cards**.
- ✓ Print E-mail 1.2 from the **Faith Case CD-ROM**.
- ✓ Place the **Fruit of the Spirit Cards** and E-mail 1.2 in **Case Folder 2**.
- ✓ Place **Case Folder 2** in the **Briefcase**.

SAY I think the Commissioner sent us another activity.

- Open the **Briefcase** and pull out **Case Folder 2**.
- Pull out E-mail 1.2 and read it.

Dear Investigators, The Bible lists nine words that describe the fruit of the Spirit. I'd like you to begin learning them now. I've sent some cards to help you out. Signed, The Commissioner.



SAY Our Theme Verse tells us what the fruit of the Spirit is like. Let's say it together.

- Show the **Fruit of the Spirit Cards** as you read the verse.

"The fruit of the Spirit is love, joy, peace, patience, kindness, goodness, faithfulness, gentleness and self-control."
Galatians 5:22,23

- The Truth Verse is also displayed on the DVD screen.

THEME VERSE



Galatians 5:22,23

The fruit of the Spirit is love, joy, peace, patience, kindness, goodness, faithfulness, gentleness and self-control.

SAY Now let's see if we can remember all these fruit words in order. I need volunteers to help with this part.

- Give the **Fruit of the Spirit Cards** to volunteers.
- Line up the volunteers across the front of the room in verse order.

SAY We're going to say the verse together. Then I'll ask one volunteer to give me their card and sit down. Then we'll say the verse again and see if we can remember the fruit. We'll keep doing this until all the cards are gone.

Are you ready? (*Group response*) Let's see how we do.

- Lead the group in saying the verse together.
- Each time the group says the verse, take one of the cards and ask that volunteer to sit down.
- Play until you have all the cards.

SAY The Commissioner said that people will know us by our fruit. The fruit shows people that we have Jesus in our life. When people see us doing things like showing love, being joyful and faithful, or patient and kind, that's how they know we're Christians.

Great job learning the fruit of the Spirit!



TIP

We've chosen to use the term "Theme Verse" for Galatians 5:22,23 because it's easier to say "Verse" than "Verses." If someone points out that the reference includes more than one verse, explain that we did this on purpose.



TIP

Explain to the kids that there is only one fruit of the Spirit, but there are nine words that describe that one fruit.

➤ FAITH CASE UPDATE 1.3



Inspector Apple and the Commissioner are attacked by the Spoiler. The Commissioner introduces her “guess the fruit” tests that each session will contain.

▶▶ Play “Faith Case Update 1.3” from **Faith Case DVD A**.



➤ FRUIT OF THE SPIRIT SONG



Kids sing a song that contains the fruit of the Spirit from Galatians 5:22,23 and all the Faith Facts.

▶▶ Play “Fruit of the Spirit Song” from **Faith Case DVD A**.



TIP


Find the lyrics for the song on the **Faith Case: Fruit of the Spirit CD-ROM**.

➤ OPTIONAL: FAITH FACT REVIEW



*If you have time, use the **Fruit of the Spirit Cards** and one of the ideas from the cards to help the kids review the Theme Verse and the matching Faith Facts.*

**FRUIT
OF THE
SPIRIT
CARDS**



➤ BIBLE CASE FILE



The kids will hear how Jesus talked about a tree and its fruit.

YOU WILL NEED

- ☐ Jesus Picture from page 33 or the **Faith Case CD-ROM**
- ☐ Prepared **Fruit of the Spirit Cards** from the Theme Verse Activity

GETTING READY

- ✓ Display on the wall the Jesus Picture from page 33 or the **Faith Case CD-ROM**.

SAY If you played our apple race game, raise your hand. (*Wait for kids to respond.*) Did you race by yourself? (*no*) You raced with a partner. It took two of you to finish the race.

Did you know that growing the fruit of the Spirit is a partnership too? (*Group response*) We need the Holy Spirit's help. After all, it's called the "fruit of the Spirit."

But the Holy Spirit needs our help too if we're going to grow His fruit. We have to make right choices and do right actions so His fruit can grow in us.

SAY The first choice we must make is to ask Jesus into our heart and life. That's how we accept salvation. Because Jesus and the Holy Spirit are both God (and so is God the Father), when you ask Jesus into your heart and life, the Holy Spirit comes in too. That's when our partnership to grow the fruit of the Spirit begins.

SAY Jesus gave His friends, the disciples, a word picture about growing the fruit of the Spirit. He said, "I am the vine. You are the branches. If you remain in me and I remain in you, you will bear much fruit. Apart from me you can do nothing." (*See John 15:5.*)

Which comes first, the vine or the branches? (*The vine*) Jesus said that He is the vine. We become branches when we choose to ask Him into our heart and life. I'll show you what I mean.

➔ Point to the Jesus Picture from page 33 or the **Faith Case CD-ROM**.

➔ Invite two kids to come to the front and each place a hand on the Jesus Picture.


SAY These volunteers represent people who have just accepted Jesus into their heart and life. They have become branches on Jesus' vine. But right now, they're just beginning branches.

If you love and obey Jesus, you stay attached to the vine. Then you begin to grow so you're more like Jesus.

continued ➔

BIBLE CASE FILE

The Vine and the Branches
John 15:1-8



- Invite seven more kids to the front of the room.
- Have the volunteers form chains with the two kids who are touching the Jesus Picture. The kids should join elbows with each other as shown in the sidebar.

SAY What grows on healthy branches of real grapevines? (*grapes*) Can you guess what kind of fruit you grow when you're a branch on Jesus' vine? (*Allow responses until someone mentions the fruit of the Spirit.*)

- Hand the **Fruit of the Spirit Cards** to the kids forming the "branches."

SAY When you stay close to Jesus, the fruit of the Spirit grows in your life. What do you grow?

- Say all nine fruit of the Spirit in unison with the group. (See sidebar.)

SAY Sometimes, we're growing more *kindness* than *patience* or *love*. But over time, God wants all nine parts of the fruit of the Spirit to grow in our life.

- Point to the appropriate **Fruit of the Spirit Cards** held by the "branch" volunteers.

SAY But sometimes we goof. We might lose our *patience* or our *joy* for a little while.

- Remove the Patience and Joy Cards from the volunteers.

SAY When that happens, what do we do? (*Allow responses.*) Yes, we ask Jesus to forgive us and ask Him to help us the next time we need *patience* or *joy*.

- Return the Patience and Joy Cards to the volunteers.

SAY Sometimes we choose to ignore Jesus by not spending time loving and obeying Him. Maybe we don't read our Bible or pray for a few weeks. Or maybe we don't go to church or spend time with other people who love Jesus.

When that happens, our connection to the Vine gets less healthy. And when our connection to Jesus, the Vine, gets less, our fruit starts to shrink or even go away.

- Have the two volunteers who are touching the Jesus Picture pull their hands away from the picture so they are each touching the picture with only one finger.
- Have the "branch" volunteers drop their Fruit Cards to the floor.



TIP

If you have a small group, let some "branch" volunteers hold two cards, one in each hand.



THEME VERSE



Galatians 5:22,23

The fruit of the Spirit is love, joy, peace, patience, kindness, goodness, faithfulness, gentleness and self-control.

continued →

SAY If you draw away from Jesus, the Vine, for a long time, you can totally lose connection with Him. What happens when a branch gets removed from the vine? (*It dies.*)

- Have the kids touching the picture totally stop touching the picture.
- Have all the kids who are part of the branches “wither” and fall to the floor.

SAY If we’re talking about a real grapevine, the branches are gone. They can’t be rescued. Once they’re off the vine, they’re dead.

But I have some REALLY, REALLY good news. When a person disconnects from Jesus, the Vine, he can go back to Jesus and tell Jesus that he’s sorry for his sins and wants to come back to living with Jesus in his life.

- Have the “branch” volunteers stand up and return to touching the Jesus Picture.

SAY Jesus wants us to reconnect to Him as the Vine. If we come back to Jesus, He will help us grow again. And then the fruit of the Spirit will start to grow in our life again.

- Give the **Fruit of the Spirit Cards** back to the “branch” volunteers.

SAY Staying in connection with Jesus is what allows the fruit of the Spirit to grow in our life. Jesus in us keeps us alive as branches. His life in us is what helps us grow the fruit of the Spirit.

That’s why when we grow the fruit of the Spirit in our life, we show that Jesus is in us.

- Say the Faith Fact. (*See sidebar.*)
- Collect the **Fruit of the Spirit Cards**.
- Let the volunteers who are the “branches” return to their seats.
- Lead the kids in clapping for the volunteers.



FAITH FACT



Fruit of the Spirit: The fruit of the Spirit shows Jesus in me.

➤ OBJECT LESSON



The kids will discover how to partner with the Holy Spirit to grow the fruit of the Spirit.

YOU WILL NEED

- ☐ Nine balloons (not inflated)
- ☐ Permanent marker
- ☐ Prepared **Fruit of the Spirit Cards**

GETTING READY

- ✓ Inflate each of the balloons in turn, but don't tie them.
- ✓ As each balloon is inflated, use the permanent marker to print one of the nine words that describe the fruit of the Spirit on it. Then let the air out of it.
- ✓ Decide which part of the fruit of the Spirit the Holy Spirit is currently focusing on in your life.
- ✓ Ask an adult helper to display the **Fruit of the Spirit Cards** around the room as you present the Object Lesson. The helper should spread out the cards so kids can gather by each card.

SAY When we ask Jesus into our life, we attach to Him as the Vine. That connection gives us the ability to grow the fruit of the Spirit. We'll use these balloons to represent how the fruit of the Spirit grows.

➔ Hold up the balloons.

SAY Does God expect us to grow all the fruit of the Spirit? (*yes*) We just learned that in the Bible Case File, didn't we? Now what if I tried to blow up all these balloons at the same time? Do you think I can do that? (*Group response*) Let's see.

➔ Put the ends of all the balloons in your mouth and try to inflate them.

SAY Just as I couldn't blow up all these balloons at the same time, God doesn't expect us to grow all the fruit at the same time either. That's why the Holy Spirit is our partner. He will show us which part of the fruit to focus on, but it's up to us to choose to listen and grow. For example, right now I know I need to grow more (*fruit name*) in my life.

➔ Pick up the balloon labeled with the part of the fruit you are focusing on and partially inflate it.

➔ Hold the balloon between your fingers without deflating it.

SAY Once the Holy Spirit has helped me grow in (*fruit name*), will I be perfect at that fruit? (*Group response*) No, I won't. If that were the case, it would be like tying this balloon to keep all the air inside.

So after I've grown in this fruit, what do you think the Holy Spirit will show me next? (*Allow responses.*) He's going to show me another part of His fruit that I need to grow more of in my life.



TIP

Be prepared to identify which part of the fruit of the Spirit you'll use as an example in this Object Lesson. Choose a part of the fruit that you realize you're currently focusing on in your life.



continued ➔

→ Hold up the inflated balloon again.

SAY So what would happen with this balloon if I had to keep holding it this way? (*Allow responses.*) Eventually some of the air may come out of the balloon. That same thing can happen with the fruit in our life too.

→ Slowly release some of the air from the balloon.

SAY For example, maybe we're good at loving our family, but then one day your little brother or sister breaks something that belongs to you. Is it easy to show love or kindness? (*Group response*) Probably not.

→ Slowly release some of the air from the balloon.

SAY Or maybe we get really mad at someone and yell or slam the door. What happens to the fruit in our life when that happens? (*Group response*)

→ Let the balloon go so all the air escapes.

SAY When I get angry like that, am I showing others that Jesus is in my life? (*no*) But guess what! The Holy Spirit is always ready and willing to help us grow His fruit in our life. He knows we won't be perfect and that we'll make mistakes. The important thing is that we keep choosing to grow.

It's important to realize that the Holy Spirit isn't trying to grow the exact same part of His fruit in each one of us at the same time. I can't tell you how the Holy Spirit wants to grow His fruit in your life, but the Holy Spirit wants too. Here are some examples of how He does that.

SAY Have you ever had a bad feeling inside after you've been angry or mean to someone? (*Group response*) When that feeling happens, it's important to ask the Holy Spirit if He is showing you His fruit that needs to grow in your life.

The Holy Spirit might show you a part of His fruit that needs to grow in your life through a Bible story you've read or heard at church.

Sometimes He tries to show us by having someone else talk to us. For example, has your mom or dad ever made you apologize to someone for something you did wrong? (*Group response*) That might be a way the Holy Spirit is showing you part of His fruit that needs to grow in your life.

THEME VERSE



Galatians 5:22-23

The fruit of the Spirit is love, joy, peace, patience, kindness, goodness, faithfulness, gentleness and self-control.

➤ RESPONSE TIME



YOU WILL NEED

☐ Items from the Object Lesson

GETTING READY

None

SAY We're going to take some time right now and ask the Holy Spirit to show us which part of His fruit He needs to grow in our life. Then when I say it's time to move, I'd like each one of us to quietly get up and go stand by the poster that names how we think the Holy Spirit wants His fruit to grow in us. I've already told you which area I need to grow in my life, so I'll go stand by *(the fruit you mentioned earlier)*.

Let's pray.

Dear Holy Spirit, we want to be able to show others that Jesus is in us, so we need to grow more of Your fruit. Please show us which part of Your fruit that we each need to grow. Amen.

➔ Sit quietly for a few moments.

➔ Then go and stand near the **Fruit of the Spirit Card** that matches the fruit that you named earlier.

SAY Quietly go and stand near the **Fruit of the Spirit Card** that names how you want to grow at this time. *(Pause while kids move.)*

I'm very proud of you for choosing to let the Holy Spirit grow His fruit in your life. I'm looking forward to seeing how each one of us grows as we look at the fruit of the Spirit during this investigation. Let's pray and thank God for sending the Holy Spirit to help us grow.

➔ Lead in the following prayer.

Dear God, thank You for giving each one of us the opportunity to grow the fruit of the Spirit. Help us as we learn about the fruit of the Holy Spirit. I pray that each of us grows so much fruit that people around us notice that we've become more like Jesus. We love You. Amen. ■ ■ ■

SALVATION



At every Response Time, begin by giving kids an opportunity to accept Jesus as Lord and Savior. See "How to Lead a Child to Christ" from page 203.

TIP



If kids are hesitant to move or unsure which part of the fruit to stand next to, they can stand next to the posted **Fruit of the Spirit Poster**.

➤ CHALLENGE QUESTIONS



Optional: Got more than 10 minutes left? Help kids review what they have learned.

SAY Let's see how much we remember from our investigation. I'll ask a question. Then I'll ask, "What's the answer?" Hold up the same number of fingers as the answer you think is best.

How do we grow the fruit of the Spirit?

1. We make good choices.
2. The Holy Spirit helps us.
3. Both. The Holy Spirit helps us *and* we make good choices.

SAY What's the best answer? (*Pause for responses.*) It's 3, both. We need the Holy Spirit's help and we need to make our own good choices. It's a partnership.

Who do we become like when we grow the fruit of the Spirit?

1. Jesus
2. Astronauts
3. Movie stars

SAY What's the best answer? (*Pause for responses.*) It's 1, Jesus. Jesus shows what the fruit of the Spirit looks like. As we grow the fruit of the Spirit, we act more like Jesus.

How does the Holy Spirit show us which part of the fruit of the Spirit we need to grow more of?

1. We have a thought or feeling that we need to do better.
2. Someone tells us that we need to do better.
3. We read in the Bible that we need to do better.

SAY What's the best answer? (*Pause for responses.*) Any answer is a good answer. The Holy Spirit uses all those ways.

Who can grow the fruit of the Spirit?

1. Only rich people
2. Only smart people
3. Only Christians

SAY What's the best answer? (*Pause for responses.*) The answer is 3, only Christians. Anyone who has asked Jesus into his or her heart and life can grow the fruit of the Spirit.

Which of these words describe the fruit of the Spirit?

1. Love, joy, peace
2. Patience, kindness, goodness
3. Faithfulness, gentleness, self-control

SAY What's the best answer? (*Pause for responses.*) They're all right answers. Let's say our Theme Verse together and name all nine words that describe the fruit of the Spirit.

➔ Say the Theme Verse. (*See sidebar.*)

THEME VERSE



Galatians 5:22,23

The fruit of the Spirit is love, joy, peace, patience, kindness, goodness, faithfulness, gentleness and self-control.

➤ WRAP-UP

2

YOU WILL NEED

- ☐ Copies of the Case Summary from the **Faith Case CD-ROM**

GETTING READY

- ✓ Make copies of the Case Summary (one per kid) from the **Faith Case CD-ROM**.

SAY Great investigating! Let's review *Faith Case: Fruit of the Spirit*. What does the fruit of the Spirit show? (*Jesus in me.*)

Can we grow the fruit of the Spirit on our own? (*no*) Can we help good fruit grow in our life? (*yes*) Who partners with us? (*The Holy Spirit.*)

SAY We must choose to let the Holy Spirit help us grow His fruit in our life. And we must choose to do the right things also.

What is our Faith Fact for this case? Say it with me. (*See sidebar.*)

SAY Let's pray and ask God to help us choose to let the fruit of the Spirit grow in our life.

Dear God, thank You for salvation. Thank You for giving us the Holy Spirit. Help us choose to let the fruit of the Spirit grow in our life. Help us be good examples for others so they will know us by our fruit. Thank You. Amen.

SAY What an important case! Thanks for your help solving this Faith Case with me. Now, go out into the world and share what you have discovered! As the Commissioner says, "God bless and good hunting!"

➔ Hand out copies of the Case Summary page.


➔ Have more time left? Try one of the **Fruit of the Spirit Cards** activities.

FAITH FACT



Fruit of the Spirit: The fruit of the Spirit shows Jesus in me.

PRINT CASE SUMMARY



FRUIT OF THE SPIRIT CARDS

