



FRUIT OF THE SPIRIT
CHILDREN'S CHURCH



Gospel Publishing House
Springfield, Missouri
33-5013

Reproducibles

- DO** Make copies of this book if you (or someone in your organization) are the original purchaser. Please follow the instructions provided.
- DO** Make copies of this book if you are using the copies you make for a noncommercial purpose (such as promotion or teaching) within your church or organization.
- DON'T** Make copies if you or your organization are not the original purchaser of this book.
- DON'T** Make copies if you are using the material in or on a product for sale.

SPONSORED BY THE AG TRUST

Faith Case® was developed by the
following children's ministry leaders.

Brian Dollar
Cherith Dollar
Randy Jumper
Suzi Lander
Chris Leshner
Rod Loy
Shelly Poole
Lori Smith
Aaron Stone
Gary Tomlinson
Charity Workman

Scripture quotations are from the HOLY BIBLE, NEW INTERNATIONAL VERSION®; NIV®. Copyright © 1973, 1978, 1984 by Biblica, Inc.™. All rights reserved worldwide.

© 2010 by Gospel Publishing House, 1445 N. Boonville Ave., Springfield, Missouri 65802. All rights reserved. No part of this book may be reproduced, stored in a retrieval system, or transmitted in any form or by any means—electronic, mechanical, photocopy, recording, or otherwise—without prior written permission of the copyright owner, except brief quotations used in connection with reviews in magazines or newspapers or as specified on this page under Reproducibles.

Printed in United States of America

Dear Lead Investigator,

Thank you for joining me for *Faith Case: Fruit of the Spirit*. I've got everything planned out, and I know I can count on you to lead the activities in this *Lead Investigator Guide*. Here are some important things you need to know:

→ What is *Faith Case: Fruit of the Spirit*?

In this Faith Case investigation, we're helping kids discover the ongoing evidence of a Spirit-filled life. The evidence of a Spirit-filled life is described in Galatians 5:22,23: "The fruit of the Spirit is love, joy, peace, patience, kindness, goodness, faithfulness, gentleness and self-control." Or in the words of our Session 1 Faith Fact: The fruit of the Spirit shows Jesus in me.

→ How many investigations are there?

You'll help me lead ten investigations that explore the fruit of the Spirit. This journey will be a memorable one. I wish I could be there with you personally, so I've recorded a special Welcome on the DVD to greet all new investigators.

→ What does the Lead Investigator do?

You'll find Faith Case is easy to use because I'll lead most of the core teaching by DVD. Just follow the instructions in this *Lead Investigator Guide* for the games, object lessons, Bible Case Files, and other activities.

→ Who is Faith Case designed for?

I recommend that your junior investigators be in grades 1–5.

I look forward to getting to know you better as we investigate the fruit of the Spirit together.

God bless and good hunting!

The Commissioner

The Commissioner



P.S. I've come up with a great way to help your investigators review the cases. Check out the TOP SECRET passwords at the beginning of each session for use on the Faith Case Web Site. See page 14 of this leader guide.

CONTENTS

Intro	3
Session 1	15
Session 2	35
Session 3	53
Session 4	71
Session 5	89
Session 6	107
Session 7	125
Session 8	143
Session 9	163
Session 10	183
Salvation Plan	203
Fruit of the Spirit Song Lyrics	204



Why focus on the fruit of the Spirit?

George O. Wood

Why teach kids about the fruit of the Spirit?

When I was a little boy living in northwest China, we didn't get fresh fruit and vegetables. I loved oranges. Somehow, we'd gotten an orange and I saved the seeds to plant an orange tree so I could have oranges on a regular basis. I put some dirt in a little clay pot, put the seeds in it, and then put it by the stove. It was bitterly cold, and I knew I had to keep it warm. I really expected that within a few months, I'd have a tree growing out of my potted plant with oranges falling off of it. I'd watch it every day and nothing happened. I'd water it faithfully, but nothing ever grew. As Christians we often want spiritual fruit to grow instantly too.

The development of fruit in our lives is a growth process.

The fruit of the Spirit grows as we continue to sink our roots down in Christ. The key to developing fruit is to abide in Christ, to choose to allow the Holy Spirit to change us. Peter did not become a rock overnight. It happened over time.

The fruit of the Spirit often grows in adversity. If the weather is bad, a fruit tree cannot survive. But the great thing about the fruit of the Spirit is that nothing can kill the development of Christ's personality

within our life. Christ's personality grows in all kinds of temperatures, atmospheres, and circumstances. Consider Stephen who responded with the love of Christ to those who were stoning him. He said, "Do not hold this sin against them." (See Acts 7:60)

The fruit of the Spirit shows Jesus in our life.

Fruit is no good if it's just left on the tree. Fruit is meant to be eaten. God wants to make us delicious—delicious to the people we are living with. There's no room in the Spirit-filled life for impoliteness, curtness, nastiness, self-pity or self-promotion. The fruit of the Spirit is designed to get all those things out of our life. If we'll let Christ's personality be developed in our life, people who know us well will have a satisfying experience partaking of our life.



George O. Wood,
General Superintendent of the
Assemblies of God
(George is the younger boy
standing behind his sister.)

*By their fruit you
will recognize them.*

MATTHEW 7:20

Why does Faith Case include response times?

What is the purpose of Response Time?

Response Time is the time when kids talk to God in prayer and listen for His guidance. In each session, you lead kids on a journey to understand how the Holy Spirit develops His fruit in their life. When we learn something new about God, the Holy Spirit does His best work when we quiet ourself before Him and allow Him to guide us. That's the purpose of Response Time.

How do I prepare for Response Time?

These sessions explore the depth and richness of the fruit of the Spirit. Even as we have prepared these sessions for you, the Holy Spirit has been doing a work in our hearts. We encourage you to allow the Holy Spirit to work in you as you prepare and present these sessions. Use each Response Time to give the Holy Spirit time to work in your kids.

Should I give a salvation invitation in each Response Time?

God deals with everyone in different ways at different times. We never know when the Holy Spirit will touch a child's heart for salvation. It's important to always offer a salvation invitation because the fruit of the Spirit can only grow in the heart of a Christian. *(See the Salvation Plan on page 203.)*

Does Response Time only happen at the front of the room?

Many leaders ask kids to come to the front of the room for Response Time. However, you may let kids pray kneeling, seated, or standing at their seat. Response Time is about time spent with God, not about physical location.

Do kids really understand what Response Time is?

Jesus was very clear in Mark 10:13–16 that we must become like little children to enter heaven. Children trust without question. They have faith and hope even when it seems there should be none. But most of all, they love unconditionally. Jesus pointed out that children innately respond to God appropriately. Our job is to make the time, place, and atmosphere for them to do so.

Why do kids need Response Time?

Time spent responding to God is vital for both adults and children. The habits that children develop shape how they approach things as teens and adults. All believers, young or older, need to meet and respond to a holy and loving God.

What if kids don't seem to respond?

Be patient, encourage when necessary, and bring instruction if needed. But most of all, provide that safe time and place each session for them to respond. Kids may be responding emotionally and mentally even when you see no external evidence of their response. Your Faith Case experience will be richer as Response Time helps kids develop the habit of responding to God.

What's in the Faith Case kit?

Lead Investigator Guide

Everything you need to know to lead the Faith Case investigations.

The Fruit of the Spirit

This classic book written by Donald Gee has been updated to match the NIV.* It provides ten chapters to help Lead Investigators discover details about the fruit of the Spirit. Consider ordering extra copies for other volunteers and parents.

* The classic KJV version of the book is also available at www.GospelPublishing.com

CD-ROM

Easy-to-print resources make getting ready easy. There's a complete *Lead Investigator Guide* if you need to print an extra copy. Plus check out the extras just for investigators (badges, identification cards, certificates, etc.).

Fruit of the Spirit Posters

Remind kids of the ten Fruit of the Spirit Faith Facts.



Briefcase

This really cool metal case holds all your files for Faith Case. Only you and the Commissioner will know how the information comes to you!


3 DVDs

Packed with lots of video updates for every session. Don't miss these helps—

Welcome—Let the Commissioner greet your kids before the first session. Play it each time you have visitors.

Countdown—Two minutes of fun that will have your kids laughing at Inspector Apple's silliest moments as the clock ticks down. Use it to help gain kids' attention before you start each session.

Updates—Each session has three video story updates that reinforce the session theme.



Case Folders

Fill these with e-mails and resources from the Commissioner. Details are found in each session.

Fruit of the Spirit Cards

The two-sided cards can be used for a variety of games. See the games pages included in the **Fruit of the Spirit Cards**.

These cards provide a great theme-related room decoration that reinforces Galatians 5:22,23 as well as the weekly Truth Verses and the Faith Facts.

How do I set up for Faith Case?

Kit Resources

Everything in your Faith Case Kit has a purpose. Here are some basics to help you get ready for *Faith Case: Fruit of the Spirit*.



Briefcase

1. Empty it to get ready for each session.
2. Bring the filled **Briefcase** with you to each session.
3. Open it when the *Lead Investigator Guide* says that the Commissioner has sent information to your investigators.

Case Folders

1. Label them as 1, 2, and 3. Use the extra folders as spares.
2. Print off the session's resources from the **CD-ROM**. Follow the instruction on the printed items and in the activities to fill the folders. (See the Planning section at the beginning of each session.)
3. Place **Case Folders** in the **Briefcase** to be "sent" from the Commissioner during the session.



Fruit of the Spirit Posters

1. Display these in your Faith Case room.
2. Read the ten Faith Facts, simple easy-to-remember statements that describe the fruit of the Spirit.

NOTE: There is one Faith Fact to describe the entire fruit of the Spirit and one for each of the nine words in Galatians 5:22,23.

CD-ROM

1. Print out the resources for each session.
2. Follow the instructions at the bottom of every page to organize these resources before each session.
3. Make copies of the Case Summary (1 per kid).

Note: Don't miss the extras on the **CD-ROM** to add more fun for your kids.



Getting ready



Fruit of the Spirit Cards

1. Use the perforations to separate the individual cards and the game instructions.
2. Use the cards for review games during your Faith Case sessions. See the ideas on the games pages.
3. Display the entire set of cards in Theme Verse Order or you may wish to add one card per week.
3. If you wish, display a second set of cards, Faith Fact side out, below the first set.

FRONT



BACK



TV or Screen for the DVDs

1. You'll need a DVD player and TV or a projector and screen. The DVD will play during the entire session. Make sure kids can see from every seat in the room.
2. If someone else is in charge of media, print a *Lead Investigator Guide* for them from the CD-ROM.
3. Select the correct DVD for the session.
4. If you're playing the DVD on a computer, use "Enter" to advance to the next segment.

NOTE: While you're leading session segments, the Faith Fact or Truth Verse will appear on the screen. You'll refer to them often, so be sure to leave the DVD playing the whole time.



Seating

1. Sessions are written for a typical children's church setting where kids sit in rows facing the front of the room, but whatever works in your setting will work for Faith Case.
2. Just be sure kids can easily see the TV/screen and you.

Note: Carefully read the Planning section for each Faith Case session. Some sessions will require some additional simple setup (hiding things around the room, taping things under chairs, etc.).

What does a Faith Case session look like?

How long does every session last?

An hour or more, not including time for offering, announcements, etc.

What's the most important part of my session?

The Response Time, when kids respond to God. If you have an hour or less for your Faith Case sessions, omit an activity before the Bible Case File to make time for Response Time.


Is there anything I need to add?

Faith Case doesn't include time for announcements, offering, or worship time. Feel free to add these and adjust your schedule accordingly.

Do Faith Case sessions look exactly the same each time?

Every session includes the same elements, but the order changes to keep your kids interested.

Session Overview




CASE SUMMARY • Every session begins with an overview called the Faith Focus. This lets you know what kids will be taught. It's also designed to be shared with parents after each session. (See Case Summary information on the next page.)

PLANNING • This handy summary lets you know how to get ready before the session begins. Also, if you have more than one Lead Investigator, the Session Segment box at the top of the page is a great place to note who will lead each part.


COUNTDOWN • Sessions 2-10 begin with this 2-minute transition that's on each DVD. As the clock ticks down, your kids will enjoy watching Inspector Apple chase the Spoiler.

COMMISSIONER'S GREETING • Introduce your investigators to the Faith Case session. Play the Commissioner's Welcome segment from the DVD when you have visitors.

UPDATE 1 • Meet with the Commissioner and Inspector Adam Apple to find out about the investigation.





THIS ICON  MEANS: FIND THESE SEGMENTS ON THE DVDS!



! RESPONSE TIME

is when kids apply the Bible to their life. In each session, be sure to give plenty of time for kids to respond to God.



GAME • Get kids active as they learn about the session's theme.

OBJECT LESSON • Connect the theme to everyday life.

DVD UPDATE 2 • More details about the investigation from the Commissioner mixed with fun from Inspector Apple.

DVD FAITH FACT FEATURE • A fun skit introduces and reinforces the Faith Fact for the session.

DVD FAITH FACT ACTIONS • Printed pictures and descriptions of the Faith Fact actions seen on the video help investigators practice and learn the Faith Fact.

BIBLE CASE FILE • Each selected Bible story is taught in a fun and interesting way to help kids explore how God's Word applies to their life.

RESPONSE TIME • Kids reflect on the session theme and spend time with God, asking for His help in living out the fruit of the Spirit.

DVD UPDATE 3 • The Commissioner and Inspector Apple wrap up the case.

DVD OPTIONAL: FRUIT OF THE SPIRIT SONG • This fun song contains Galatians 5:22,23 and all ten Faith Facts.

TRUTH OR THEME VERSE ACTIVITY • Games and other activities reinforce the Theme or Truth Verse. Galatians 5:22,23 is the Theme Verse for the entire unit and the Session 1 verse. The other nine sessions each have a Truth Verse.

CHALLENGE QUESTIONS • Five questions provide a quick and easy review of the session.

WRAP-UP • Review the key lesson points and the Faith Fact one more time before the kids leave.

CASE SUMMARY • Don't forget this very important part! Send home a copy of each session's Case Summary after every session to let parents know what their kids are learning. Best of all, kids get the TOP SECRET password to review the Faith Case Updates again and again at www.FaithCase.com.

How do I adapt Faith Case for my church?

Teaching alone?

- No problem. You really only need more adults if you have to keep an eye on some of your investigators (like I need to keep an eye on Inspector Apple).
- Read the *Lead Investigator Guide* for each session.
- Follow the Planning section to make sure you have everything you need.
- BE PREPARED! Sessions moves fast to match kids' attention spans, so make sure you're ready to go.

More than one Lead Investigator?

- Print off a second *Lead Investigator Guide* from the CD-ROM.
- Take turns leading activities or entire sessions.
- Use the Planning checklist to choose which activities each Lead Investigator will lead.

What if I have an hour or less for my sessions?

Option 1: Condense your lesson:

- Play the Countdown.
- Give the Welcome.
- Play Update 1.
- Choose one if you have time: Game, Truth Verse Activity, or Object Lesson. If you don't have time, go straight to Update 2.
- Play Update 2 and the Faith Fact Feature.
- Play Update 3.
- Present the Bible Case File.
- Lead kids in Response Time.
- Play the Fruit of the Spirit Song.
- Give the Wrap-Up.

Option 2: Use two sessions for each lesson.

- ♦ In the first session:
 - Play the Countdown.
 - Give the Welcome.
 - Play Update 1.
 - Choose one: Game, Truth Verse Activity, or Object Lesson.
 - Play Update 2 and the Faith Fact Feature.
 - Play the Fruit of the Spirit Song.
 - Lead kids in prayer.
 - Give the Wrap-Up
- ♦ In the second session:
 - Play the Countdown.
 - Give a revised Welcome.
 - Play the Faith Fact Feature.
 - Play Update 3.
 - Play the Fruit of the Spirit Song.
 - Choose one that you didn't do last session: Game, Truth Verse Activity, or Object Lesson.
 - Present the Bible Case.
 - Lead kids in Response Time.
 - If you have time, use the remaining Game, Truth Verse Activity, or Object Lesson.
 - Give the Wrap-Up

What if the adult service runs longer?

- The sessions don't include announcements, offering, special prayer, or worship time, so add these to your service.
- Use the games suggested in the **Fruit of the Spirit Cards**.
- Challenge Questions are a great way to fill extra time. Just go back to previous sessions and see what kids remember. Divide up into teams for extra fun.

What else do I need to know?

Why aren't the fruit of the Spirit sessions in the same order as Galatians 5:22,23?

We put the sessions in random order to keep Inspector Apple guessing which part of the fruit of the Spirit he was learning.

Who developed Faith Case?

The sessions were planned by experienced children's ministry leaders. (See the list at the beginning of this book.)

How can I find out more about the fruit of the Spirit?

You'll find *The Fruit of the Spirit* by Donald Gee is easy to understand. You might want to order extra copies for parents and other Lead Investigators who have questions about the sessions.

What are the Faith Facts?

Faith Facts are simple life application statements that are easy for kids to remember.

What if I have younger kids in my group?

We've tried Faith Case with preschoolers. They'll have fun, but the concepts and activities aren't easy for them to understand.

Why do the sessions move so fast?

Kids' attention span is usually their age plus 2 minutes, so most activities last 5-10 minutes. Time goes quickly, so have everything prepared before you begin.

What about snacks?

Snacks are a great way to reinforce learning. You can tie in to the fruit of the Spirit theme by serving a variety of fruit snacks.

If you want to correlate your snacks to the adventures of Inspector Apple, here are the fruits we suggest:

- Session 1—Peach
- Session 2—Pomegranate
- Session 3—Watermelon
- Session 4—Kiwi
- Session 5—Strawberry
- Session 6—Apple
- Session 7—Grapefruit or Tomato
- Session 8—Banana
- Session 9—Peach
- Session 10—Pear

What if I still have questions?

What if I have suggestions or ideas?

- Check out this Web site:
www.facebook.com/FaithCaseResources
You can ask questions, find new information, and post your comments, pictures, and ideas.
- E-mail newproducts@gph.org. Our team members will be glad to hear your input and answer your questions.



What's the secret of the Faith Case Web site?

TOP SECRET passwords!

Every session has a secret combination. Here's how it works:

Case Summaries

1. Duplicate these for all your kids. Hand them out after the session. Mail them to kids who are absent.
2. Encourage parents to review each case with their kids. This is an excellent opportunity for kids and parents to investigate the fruit of the Spirit together.

FAITH CASE™

2 FRUIT OF THE SPIRIT: PATIENCE

The fruit of the Spirit is love, joy, peace, **patience**, kindness, goodness, faithfulness, gentleness and self-control. Galatians 5:22,23

▶ FAITH FOCUS
Patience is waiting with a good attitude, whether we're waiting on circumstances or on other people.

Are we there yet? How much longer? Would you hurry up? When we ask questions like these, we show others that we need more patience in our life.

What is patience?
Patience is waiting without complaining. We can show patience through our attitude when we wait happily and we don't get in a hurry. We also show patience in our actions toward others. When we're good at something and someone else isn't, it's time for us to show patience.

When do I need patience?
When things don't go our way, we can choose patience instead of getting angry. When someone is slow and we have to wait, we can choose patience instead of sighing or saying mean things. There are many times when we need patience. In the Bible Case File, Martha and Mary needed patience as they waited for Jesus.

How does the Holy Spirit help us have more patience?
True patience takes time to develop, but our patience will grow and get easier as we get closer to God. By spending more time praying, reading the Bible, and asking the Holy Spirit to lead our life, we gain patience.

CASE SUMMARY

FAITH FACT
Patience: I will wait without complaining.

TRUTH VERSE
Romans 8:25
But if we hope for what we do not yet have, we wait for it patiently.

BIBLE CASE FILE
Mary and Martha
Wait Patiently
John 11:1-7, 11-44

INVESTIGATORS:
Get more fun stuff and watch the Commissioner and Inspector Apple again at www.FaithCase.com.
Enter this password:
1430

© 2010 by Gospel Publishing House. All rights reserved. Permission to duplicate for classroom use only.

35

3. Point out the TOP SECRET code for kids to access the session's videos online. Great for kids who miss a week, or if they want to share these videos with their friends. (And trust us, they will want to watch these videos again!)