



BECOME EXTRAORDINARY

► FAITH FOCUS

Kids will discover that the Bible and the Holy Spirit can guide us as we choose to do extraordinary acts for God.

What is an extraordinary act?

An extraordinary act is when God uses His followers in extreme ways. Every Christian should read the Bible, pray, go to church, and treat others with love, but God wants to use us to do so much more. Jesus did incredible miracles like feeding more than five thousand people with one little lunch, healing people who were sick, and raising the dead. He tells us in John 14:12 that when we follow Him, we can do even greater things.

Who can do extraordinary acts?

Everyone who believes in God is called to do extraordinary acts, but our roles don't always look the same. God has given you unique abilities to serve Him. You play an important part in God's plan.

How can we do extraordinary acts?

Even though Jesus went back to heaven, He didn't leave us alone. We have the Bible to see how God has used others to do extraordinary acts. We have the Holy Spirit to lead us to do the extraordinary acts God wants us to do. We need to watch for times we can be used by God in extraordinary ways.

CASE SUMMARY

FAITH FACT



I will do extraordinary acts.

TRUTH VERSE



John 14:12

"Whoever believes in me will do the works I have been doing, and they will do even greater things than these, because I am going to the Father."

BIBLE CASE FILE



Jesus Returns to Heaven
Acts 1:1-11; 2:1-41

FIRE BIBLE FOR KIDS



NIV, pages 1350-1353
NKJV, pages 1402-1406

To order, visit www.FaithCase.com.

INVESTIGATORS: Get more fun stuff and watch the Faith Case agents again at www.FaithCase.com. Enter this password.

7 5 3 1



PLANNING

SESSION SEGMENT	LED BY
Countdown, Commissioner's Welcome & Extraordinary A•C•T•S Pact	
Welcome & Faith Case Update 1.1	
Object Lesson	
Faith Case Update 1.2 & Faith Fact Actions	
Bible Case File	See actions on page 24.
Truth Verse Activity	
Faith Case Update 1.3 & Extraordinary A•C•T•S Pact	
Game	
Response Time	
Challenge Questions	
Faith F.A.C.E.	
Wrap-Up	

FAITH FOCUS

Kids will discover that the Bible and the Holy Spirit can guide us as we choose to do extraordinary acts for God.

> COUNTDOWN, COMMISSIONER'S WELCOME & EXTRAORDINARY A•C•T•S PACT



> WELCOME & FAITH CASE UPDATE 1.1



> OBJECT LESSON

YOU WILL NEED

- ☐ E-mail 1.1 and Helpers Signs from the **Faith Case CD-ROM**
- ☐ **Case Folder 1**
- ☐ **Briefcase**
- ☐ Blindfold
- ☐ Tape
- ☐ Yarn
- ☐ Chairs, tables, and other assorted items for obstacle course
- ☐ Small prizes like candy bars and money

GETTING READY

- ✓ Print E-mail 1.1 and the Helpers Signs from the **Faith Case CD-ROM**.
- ✓ Place E-mail 1.1 in **Case Folder 1**.
- ✓ Place **Case Folder 1** in the **Briefcase**.
- ✓ Set up a simple obstacle course at the front of the room. (It may include chairs to walk around, a table to crawl under, or small items to step over. It should be simple enough to complete in less than 2 minutes when navigated with a guide.)
- ✓ Cut two 18-inch lengths of yarn.
- ✓ Tape each Helper Sign to a length of yarn to create two necklaces.

> FAITH CASE UPDATE 1.2 & FAITH FACT ACTIONS



> BIBLE CASE FILE

YOU WILL NEED

- ☐ E-mail 1.2 and the Bible Case File Signs from the **Faith Case CD-ROM**
- ☐ **Case Folder 2**
- ☐ **Briefcase**

GETTING READY

- ✓ Print E-mail 1.2 and the Bible Case File Signs from the **Faith Case CD-ROM**.
- ✓ Place E-mail 1.2 and the Bible Case File Signs in **Case Folder 2**.
- ✓ Place **Case Folder 2** in the **Briefcase**.

➤ TRUTH VERSE ACTIVITY



YOU WILL NEED

- ☐ E-mail 1.3 from the **Faith Case CD-ROM**
- ☐ **Case Folder 3**
- ☐ **Briefcase**
- ☐ Optional: Truth Verse Signs from the **Faith Case CD-ROM**

GETTING READY

- ✓ Print E-mail 1.3 from the **Faith Case CD-ROM**.
- ✓ Place E-mail 1.3 in **Case Folder 3**.
- ✓ Place **Case Folder 3** in the **Briefcase**.
- ✓ If you are not using the activity provided on the DVD, print the Truth Verse Signs from **Faith Case CD-ROM**.

➤ FAITH CASE UPDATE 1.3 & EXTRAORDINARY A.C.T.S PACT



➤ GAME

YOU WILL NEED

- ☐ E-mail 1.4 from the **Faith Case CD-ROM**
- ☐ **Case Folder 4**
- ☐ **Briefcase**

GETTING READY

- ✓ Print E-mail 1.4 from the **Faith Case CD-ROM**.
- ✓ Place E-mail 1.4 in **Case Folder 4**.
- ✓ Place **Case Folder 4** in the **Briefcase**.

➤ RESPONSE TIME

➤ CHALLENGE QUESTIONS

➤ FAITH F.A.C.E.



YOU WILL NEED

- ☐ Option 2: *The Live/Dead Journal*, Day 14

GETTING READY

- ✓ If using Option 2, read Day 14 for background. Read the summary provided or tell Steve's story in your own words.

➤ WRAP-UP

YOU WILL NEED

- ☐ Copies of the Case Summary from the **Faith Case CD-ROM**

GETTING READY

- ✓ Make copies of the Case Summary (one per kid) from the **Faith Case CD-ROM**.

➤ COUNTDOWN COMMISSIONER'S WELCOME EXTRAORDINARY A•C•T•S PACT



This DVD segment gets kids focused on today's session and helps them learn the Extraordinary A•C•T•S Pact.

- ▶▶ Play "Countdown" from **Faith Case DVD A**. The Commissioner's Welcome and Extraordinary A•C•T•S Pact will follow.



➤ WELCOME



Introduce the day's topic by asking a few questions.

- SAY** Welcome, Faith Case investigators. Are you ready to start a great Faith Case investigation? (*Group response*) Who thinks it would be fun to be a secret agent? (*Group response*) Who thinks going on secret missions might be a little scary? (*Group response*)

When we serve God, we can choose to go on missions for Him. Today we're going to investigate what it means to do extraordinary acts for God. An extraordinary act is when God uses His followers in extreme ways. Every Christian should read the Bible, pray, go to church, and treat others with love, but God wants to use us to do so much more.

We'll discover how God helps us complete our missions for Him. Are you ready? (*Group response*) Let's get started by learning today's Faith Fact.

- ➔ Lead the group in saying the Faith Fact. (*See sidebar.*)



➤ FAITH CASE UPDATE 1.1



The Commissioner talks to her grandmother about leaving Faith Case.

- ▶▶ Play "Faith Case Update 1.1" from **Faith Case DVD A**.



OBJECT LESSON



The kids will find out how God guides them to do extraordinary acts for Him.

YOU WILL NEED	GETTING READY
<input type="checkbox"/> E-mail 1.1 and Helpers Signs from the Faith Case CD-ROM <input type="checkbox"/> Case Folder 1 <input type="checkbox"/> Briefcase <input type="checkbox"/> Blindfold <input type="checkbox"/> Tape <input type="checkbox"/> Yarn <input type="checkbox"/> Chairs, tables, and other assorted items for obstacle course <input type="checkbox"/> Small prizes like candy bars and money	<input checked="" type="checkbox"/> Print E-mail 1.1 and the Helpers Signs from the Faith Case CD-ROM . <input checked="" type="checkbox"/> Place E-mail 1.1 in Case Folder 1 . <input checked="" type="checkbox"/> Place Case Folder 1 in the Briefcase . <input checked="" type="checkbox"/> Set up a simple obstacle course at the front of the room. (It may include chairs to walk around, a table to crawl under, or small items to step over. It should be simple enough to complete in less than 2 minutes when navigated with a guide.) <input checked="" type="checkbox"/> Cut two 18-inch lengths of yarn. <input checked="" type="checkbox"/> Tape each Helper Sign to a length of yarn to create two necklaces.

SAY Wow! I didn't expect the Commissioner to ever leave Faith Case. That means she's really going to need our help. I think she's sent us an assignment to get started.

- Open the **Briefcase** and pull out **Case Folder 1**.
- Pull out E-mail 1.1 and read it.

Dear Investigators, You have a special assignment today. You will be investigating how extraordinary acts are different from everyday living. To help build your confidence as investigators, I've sent an activity that shows how you can figure out the extraordinary acts God wants you to do. Listen to your Lead Investigator to find out what's next. Signed, The Commissioner.



TIP

Keep the obstacle course free from tripping hazards. If you have a raised stage area, keep the obstacle course well away from the edge of the stage.

SAY The Commissioner has sent us a special activity. It has something to do with the chairs and other items at the front of the room. Who wants to get started? (*Group response*) I need five volunteers to help with our activity.

- Invite five volunteers to the front of the room. Choose volunteers who will not peek when blindfolded.
- Position the volunteers near the start of the obstacle course.
- Blindfold the first volunteer and lead him to the start of the obstacle course.

SAY We're going to use this obstacle course to represent how we go through life. Our first blindfolded volunteer will try to go through the obstacle course without peeking. We can't help him by giving instructions. Instead, we're going to count each time he bumps into something.

continued →

SAY Are you ready to begin? (*Group response*) On your mark, get set, go!

- Let the volunteer walk through the obstacle course.
- Lead the kids in counting each time he bumps into something.
- When the volunteer reaches the end of the obstacle course, have him take off the blindfold.

SAY That's a lot harder than it looks, isn't it? (*Group response*) Our volunteer had a hard time trying to go through the obstacles without hitting them. The same thing can happen to us if we choose to go through life without really thinking about living for God. But God wants more for us than that.

- Clap for the volunteer and let him return to his seat.

SAY We can also choose to go through life by being the best Christians we know how to be. Does God want us to do that? (*yes*) He definitely wants us to choose to live for Him. What can help us know how to do that? (*Allow responses.*) One of the best tools we have is the Bible. So this time we're going to show how the Bible helps us.

- Place the Bible Helpers Sign around the neck of a volunteer.

SAY Our second volunteer will try to go through the obstacle course without peeking. But this time, he'll have a helper who represents the Bible. This helper will protect our volunteer. The helper representing the Bible can't talk, but she can get between the blindfolded player and an obstacle to keep the blindfolded player from hitting it.

- Blindfold a volunteer and lead them to the starting point of the obstacle course.
- Position the Bible volunteer nearby so she can stand between the blindfolded kid and the obstacles.

SAY Any questions? Let's try this again.

- Let the two volunteers walk through the obstacle course together.

SAY Did the Bible help our volunteer? (*Group response*) It did. Many Christians go through life focused on doing what the Bible says, and that's good. The Bible will protect us from obstacles as we live for God.

- Clap for the two volunteers and let them be seated.

SAY But God wants even more for us than just to protect us. He wants us to go through life looking for times to do extraordinary things for Him. In John 14:12, Jesus said that

continued →

we can do even greater things than He did when He was on earth. That means God wants to use you and me to do miracles and other important things just like Jesus did. And He sent us the Holy Spirit to guide us in doing miraculous things.

SAY To demonstrate that, we'll have our last blindfolded volunteer go through the obstacle course. But this time, we want the volunteer to focus on discovering the extraordinary things along the way. To do that, we're going to ask our last helper to represent the Holy Spirit and direct the player to the extraordinary things she can find in the obstacle course.

- Blindfold one of the remaining volunteers and lead her to the starting point of the obstacle course.
- Place the Holy Spirit Helpers Sign around the neck of the other volunteer.
- Position the volunteer wearing the Holy Spirit sign so he can talk to the blindfolded kid.
- Place prizes like candy bars and money throughout the obstacle course. Place two prizes at each location.

SAY Are you ready?

- Allow the volunteer wearing the Holy Spirit Sign to guide the blindfolded volunteer through the course, collecting the prizes as she goes.
- When the blindfolded volunteer finds a pair of prizes, she will give one prize to the volunteer wearing the Holy Spirit Helpers Sign.
- When the volunteers complete the obstacle course, remove the blindfold.
- Lead the group in clapping for the volunteers as they return to their seats.

SAY Great job! God doesn't want us to go through life only looking down and avoiding obstacles. He wants us to listen to the Holy Spirit. The Holy Spirit will show us how we can do extraordinary acts.

He might ask us to pray for someone who is sick to be healed—just like Jesus did. He might ask us to share our faith boldly with someone—just like Jesus did. He wants to use us to do all kinds of extraordinary acts—just like Jesus did.

Are you ready to find out more about being extraordinary agents for God? (*Group response*) Me too, so let's check in with the Faith Case team. ■■■

> FAITH CASE UPDATE 1.2



The Commissioner tells her agents that she is leaving Faith Case.

▶▶ Play “Faith Case Update 1.2” from **Faith Case DVD A.**



> FAITH FACT ACTIONS




Kids will learn the Faith Fact for this session. Actions to reinforce the Faith Fact are on the DVD and shown below as well. The Faith Fact Actions follow the conclusion of Update 1.2

I will do

extraordinary



(Point to self with both thumbs.)



(Wind hands around themselves.)

acts.



(Raise hands up with bent elbows.)



BIBLE CASE FILE



The kids will hear about Jesus' command for His disciples to wait for power from the Holy Spirit, and will hear what happened when the Holy Spirit arrived..

YOU WILL NEED

- ☐ E-mail 1.2 from the **Faith Case CD-ROM**
- ☐ **Case Folder 2**
- ☐ **Briefcase**


GETTING READY

- ✓ Print E-mail 1.2 from the **Faith Case CD-ROM**.
- ✓ Place E-mail 1.2 in **Case Folder 2**.
- ✓ Place **Case Folder 2** in the **Briefcase**.

SAY The Commissioner wants us to remember that our help comes from God. She's sent us some instructions on how we can figure this out. Let's see what she has to say.

- Open the **Briefcase** and pull out **Case Folder 2**.
- Pull out E-mail 1.2 and read it.

Dear Investigators, I want you to practice your investigation skills. I've chosen a Bible Case File that will shed more light on things. Listen and learn from what Jesus told His disciples before He returned to heaven. See if you can figure out the clues to go along with what your Lead Investigator has to say. Signed, The Commissioner.



SAY The Commissioner has sent us clues to go with the Bible Case File, the clues are hidden. We'll see pieces of the picture on the screen, but it won't all be there at first. Let's see if we can guess what the picture is before all the pieces are in place. When you think you know, shout out what you think it is. When all of the picture is showing, we'll see if we guessed correctly. Is everyone ready? (*Group response*)

- ▶▶ Advance the DVD to display the first picture. It will reveal a picture of Jesus after His resurrection.

SAY Great job guessing! Who is our first clue? (*Jesus*) That's who our Bible Case File is about. Today's story happened during a very exciting time. Jesus, God's Son, had come to earth to live as a man. He died on a cross for the sins of the world. Then three days later, He rose from the dead! This all happened according to God's plan to provide every person all over the world with forgiveness for sin.

Are you ready for the next clue? (*Group response*)

- ▶▶ Advance the DVD to display the next picture. It will reveal a picture of a calendar page.

SAY Let's see what a calendar has to do with our Bible story. After Jesus rose from the dead, He spent the next forty days



You could choose to display the items that illustrate this Bible Case File. You will need:

- Picture of Jesus after His resurrection
- Monthly calendar page
- Tortilla
- Wrapped gift
- Power cord
- Map
- Cotton batting or picture of a cloud
- Clock or watch with "Wait" label attached
- Day of Pentecost picture
- Paper on which is printed "You"

continued →

visiting His followers. For forty days Jesus visited people, teaching them about the kingdom of God, and proving that He was alive. Is that a long time? (*Group response*) Over those forty days, Jesus saw a lot of people and spent time talking to them and doing things with them.

Time for another clue.

▶▶ Advance the DVD to display the next picture. It will reveal a picture of bread and fish.

SAY Even though Jesus had been killed and buried, later He ate fish and bread with His friends. Do you think this helped prove that Jesus was alive? (*Group response*) Only living things eat food. Jesus was showing that He had risen from the dead and was alive and well. While they were eating, Jesus gave the disciples some special instructions. Jesus told the disciples not to leave Jerusalem. I wonder why. Let's see what the next clue is.

▶▶ Advance the DVD to display the next picture. It will reveal a picture of a gift.

SAY Jesus wanted them to wait for the gift that God had promised. Would you be willing to wait around if you were going to get a gift? (*Group response*) Jesus was promising a pretty important gift to His followers. This gift was going to help the disciples do extraordinary acts for God. The gift would help believers tell others about their faith.

Can you guess what gift Jesus was talking about? (*Allow responses.*) Jesus said, "In a few days you will be baptized with the Holy Spirit." Let's see why Jesus wanted them to wait for the Holy Spirit.

▶▶ Advance the DVD to display the next picture. It will reveal a picture of a power cord.

SAY What is this? (*A power cord*) What does a power cord do? (*Connects something to a power source*) Jesus knew the Holy Spirit would give believers the power they needed to do extraordinary acts for God. Here's the next clue.

▶▶ Advance the DVD to display the next picture. It will reveal a picture of a map.

SAY When do you use a map? (*We use maps to find places or to see where they are.*) This map shows the area where Jesus lived. Jesus told the disciples that the Holy Spirit would give them power to tell people in Jerusalem how to have eternal life. Then the disciples would be witnesses to people in the surrounding area, then to other countries, and to all the world.

continued →

▶▶ Advance the DVD to display the next picture. It will reveal a picture of a cloud.

SAY What is this? (*A cloud*) After Jesus said these things, He was lifted up and a cloud hid Him. Jesus returned to heaven. The people all looked up and watched Him go. They stared into the sky and probably wondered if they would ever see Jesus again.

Then two angels appeared and said, “Why are you standing here looking into the sky? Jesus, who you saw taken into heaven, will come back in the same way you saw him go.” Can you guess what the disciples did next? (*Allow responses.*)

▶▶ Advance the DVD to display the next picture. It will reveal a picture of a clock with the word *Wait* under it.

SAY The disciples did just as Jesus said. They waited in Jerusalem for the promised gift—the Holy Spirit. The disciples were waiting together when suddenly a sound like a tornado-sized wind filled the room. Let’s blow as hard as we can. (*Pause while kids do this.*) Here’s what happened next.

▶▶ Advance the DVD to display the next picture. It will reveal a picture of the Day of Pentecost.

SAY The disciples saw what looked like a flame of fire rest on each person’s head. They all started to speak in languages they had not learned as the Holy Spirit gave them new languages.

Immediately the Holy Spirit helped them do something extraordinary. A crowd gathered when they heard the disciples speaking in other languages. Peter stood and told the crowd how they could follow Jesus. Do you know how many people chose to believe in Jesus that day? (*Group response*). Three thousand people in the crowd chose to believe in Jesus! It was really, really exciting!

SAY That’s a great example of an extraordinary act. An extraordinary act happens when God uses people in extreme ways.

▶▶ Advance the DVD to display the last picture. It will reveal a picture of the word *You*.

SAY Do you think God still wants us do extraordinary acts today? (*Group response*) He does. Our assignments may not look like Peter’s, but we can choose to let God use us just like Peter and the other disciples did. I want to do extraordinary acts for God. How about you? (*Group response*)

➤ TRUTH VERSE ACTIVITY



The kids will play a game to reinforce the Truth Verse.

YOU WILL NEED	GETTING READY
<input type="checkbox"/> E-mail 1.3 from the Faith Case CD-ROM	✓ Print E-mail 1.3 from the Faith Case CD-ROM .
<input type="checkbox"/> Case Folder 3	✓ Place E-mail 1.3 in Case Folder 3 .
<input type="checkbox"/> Briefcase	✓ Place Case Folder 3 in the Briefcase .
<input type="checkbox"/> Optional: Truth Verse Signs from the Faith Case CD-ROM	✓ If you are not using the activity provided on the DVD, print the Truth Verse Signs from Faith Case CD-ROM .

SAY The Commissioner has sent us another special activity for our investigation. Let's see what she has to say.

- ➔ Open the **Briefcase** and pull out **Case Folder 3**.
- ➔ Pull out E-mail 1.3 and read it.

Dear Investigators, Your mission, if you choose to accept it, is to do extraordinary acts for God. I've sent an activity that will help you explore the extraordinary acts God has planned for you. Listen to your Lead Investigator to find out what to do.
Signed, The Commissioner.



SAY Our Truth Verse is John 14:12. It's an important Bible Verse about extraordinary acts. Let's learn it now.

- ▶▶ Advance the DVD to display the Truth Verse. (See sidebar.)

SAY Can you imagine doing greater things than Jesus did? (*Group response*). When we say this verse, it reminds us of the promise Jesus made. Let's learn it together.

- ➔ Lead the group in saying the verse two or three times.

SAY Let's make this a little harder. See if you can remember the words that are missing.

- ▶▶ Advance the DVD to show the verse with words missing.
- ➔ Lead the kids in saying the verse.

SAY That was pretty good. But this time we'll take out more words and see if you can still remember the verse.

- ▶▶ Advance the DVD to show the verse with more words missing.

SAY That was great, but I think we can do even better. Let's take away a few more parts of the verse.

- ➔ Continue advancing the DVD and leading the kids in saying the verse as a group. Do this until all the words are gone and the kids can say the verse from memory.

TRUTH VERSE



John 14:12

"Whoever believes in me will do the works I have been doing, and they will do even greater things than these, because I am going to the Father."



TIP

If you want to involve volunteers in this activity, use the optional Truth Verse Signs found on the **Faith Case CD-ROM**. Give them to volunteers to hold. Remove one Verse Sign at a time. You may also write the verse on the board and let volunteers erase phrases from the board.

continued ➔

SAY Let's say it one more time.

▶▶ Advance the DVD to display the Truth Verse.

→ Lead the group in saying the verse in unison.

SAY I think we've learned the Truth Verse! Is this an important verse for us to know if we want to do extraordinary acts for God? (*Group response*) This verse helps us know that if we believe in Jesus, He will help us do great things! Now let's see how the kids at Faith Case are doing. ■■■

TRUTH VERSE



John 14:12

"Whoever believes in me will do the works I have been doing, and they will do even greater things than these, because I am going to the Father."

> FAITH CASE UPDATE 1.3



The Commissioner reminds the shaken agents that God has not left them and their mission has not changed—even though she is leaving them.

▶▶ Play “Faith Case Update 1.3” from **Faith Case DVD A.**



> EXTRAORDINARY A•C•T•S PACT



This video segment will help kids commit all Extraordinary A•C•T•S Faith Facts to long-term memory.

▶▶ Play “Extraordinary A•C•T•S Pact” from **Faith Case DVD A.**



GAME



The kids will take part in an activity that helps them identify extraordinary acts.

YOU WILL NEED	GETTING READY
<input type="checkbox"/> E-mail 1.4 from the Faith Case CD-ROM	✓ Print E-mail 1.4 from the Faith Case CD-ROM .
<input type="checkbox"/> Case Folder 4	✓ Place E-mail 1.4 in Case Folder 4 .
<input type="checkbox"/> Briefcase	✓ Place Case Folder 4 in the Briefcase .

SAY We've learned a lot about how God wants us to do extraordinary acts. The Commissioner has sent us another activity.

- Open the **Briefcase** and pull out **Case Folder 4**.
- Pull out E-mail 1.4 and read it.

Dear Investigators,

Every time you hear the words *extraordinary acts*, I want you to think of acts as

Agents

Change

The

Situation!

I have a simple test to see how much you already know about what God wants extraordinary agents to do. Signed, The Commissioner.



SAY Wow! The Commissioner must really believe in us to give us a test already. Do you think we can do it? (*Group response*) Here's what we need to do. We're going to look at two pictures that show some situations we might face. One will show something that every Christian should do and one will show an extraordinary act God might ask us to do. When I say, "Agents change the situation!" you'll move quickly to the same side of the room as the extraordinary act picture. Here we go!

- ▶▶ Advance the DVD to Challenge 1.
- Say "Agents change the situation!" and pause while kids move to the sides of the room.
- Advance the DVD to show the answer, the girl with a sick friend.

SAY How can God use us in this situation? (*Allow responses.*) When someone is sick, we can pray that God will heal them. He might choose to heal the person right then. If He doesn't, we need to keep praying. God also wants us to obey our parents, but we should do that every day.

Are you ready for the next challenge?



continued →

- ▶▶ Advance the DVD to Challenge 2.
- Say “Agents change the situation!” and pause while kids move to the sides of the room.
- Advance the DVD to show the answer, the boy carrying a Bible.



- SAY** How could this situation show an extraordinary act? (*Allow responses.*) First, this kid chose to carry his Bible where others could see him. Then when someone challenged his faith, he had a choice to make. He could be embarrassed or he could speak boldly just like Peter did.

Remember, Peter wasn't mean to others who didn't believe in Jesus. Instead he helped them to see that Jesus is real. The other picture showed how we can always ask God for help with school projects.

Are you ready for the next challenge?

- ▶▶ Advance the DVD to Challenge 3.
- Say “Agents change the situation!” and pause while kids move to the sides of the room.
- Advance the DVD to show the answer, which is both options.



- SAY** Both of these scenes could show extraordinary acts. I think the Commissioner tried to trick us on this one. By watching and listening to others for clues about how they feel, we will start to see times we can tell others about Jesus. Just like in the obstacle course, we need to look for situations that God can change. Then we need to listen to the Holy Spirit as He leads us. How might God use us in these situations in extraordinary ways? (*Allow responses.*)



Here's our last challenge.

- ▶▶ Advance the DVD to Challenge 4.
- Say “Agents change the situation!” and pause while kids move to the sides of the room.
- Advance the DVD to show the answer, the boy giving generously.



- SAY** Extraordinary agents are generous. They want to help others. They realize that God gives them everything they need, so they use the things God gives them to help others. They show God's love with their giving.

Were all the situations we saw the same? (*Group response*) No! We are all called to be extraordinary agents, but our assignments don't all look the same. God gives us each unique abilities to serve Him. If you want to do extraordinary acts for God, shout out the Faith Fact as you return to your seat.

- Allow the group to shout the Faith Fact. (*See sidebar.*)

FAITH
FACT

I will do extraordinary acts.

➤ RESPONSE TIME



The kids will be encouraged to either accept salvation through Jesus or to pray for others who need Jesus.

SAY When God gives us an extraordinary assignment, He gives us what we need to be obedient. Let's pray and ask Him to help us as we commit to being His extraordinary agents right now.

➔ Ask the group to close their eyes and bow their heads.

SAY First, I want to pray for anyone who needs to do their very first extraordinary act and choose to follow Jesus. If you have never asked Jesus to forgive your sins and live in your life, you can do that today. Raise your hand if you want to do that today. *(See page 13 for more help in leading a child to Christ.)*

➔ Note the kids who raise their hand and make sure an adult prays with them.

SAY Have you asked Jesus to live in your life, but you need His help to do extraordinary things? Jesus promised that we would do great things. We can have confidence that He will help us. We're going to practice that right now.

If you are facing a situation and you need God to do something extraordinary, please stand up. Maybe you or someone you know is sick and needs God to heal them. Maybe someone you care about doesn't know Jesus, and you want to share your faith boldly like Peter did. These are just examples of situations that God can change. *(Pause while kids stand.)*

SAY Now we're going to pray and ask God to use us to change these situations. You may want to gather around those who are standing as you pray with me.

➔ Pray the following prayer.

Dear God, We want to be extraordinary agents for You. Everyone standing is asking You to do something extraordinary in a situation they are facing. We pray that You will do miracles just like Jesus promised in our Truth Verse. Help us to look for more times to serve You in extraordinary ways. Amen.

SAY You can sit down. I'm looking forward to hearing how God uses you as extraordinary agents who change the situation. ■■■

SALVATION



At every Response Time, begin by giving kids an opportunity to accept Jesus as Lord and Savior. See "How to Lead a Child to Christ" on page 13.



TIP

If appropriate for your group, you may invite kids to pray to be filled with the Spirit as the disciples were on the Day of Pentecost. Be prepared to pray for kids who want the same experience the disciples had.

➤ CHALLENGE QUESTIONS



Optional: Got more than 10 minutes left? Help kids review what they have learned.

SAY This has been a great investigation! What is today's Faith Fact? (*I will do extraordinary acts.*) What was your favorite part of this investigation? (*Allow responses.*)

SAY Let's see how much you remember. I'll ask five questions and give you two possible answers. When I ask for the answer, stand up and shout the answer you think is right. Then sit back down as fast as you can! Ready? (*Group response*) Let's go!

In today's video, who announced that she was leaving Faith Case?

Grandmother Etta or the Commissioner

SAY What's the answer? (*Pause for responses.*) The answer is the Commissioner. She has accepted a new assignment.

Which Book can guide us as we serve God?

The Bible or a dictionary

SAY What's the answer? (*Pause for responses.*) The Bible. The Bible gives us answers to our questions, guides us into good decisions, and teaches us about God. It's a great tool as we try to live for God.

Who promised we can do extraordinary acts?

Jesus or Peter

SAY What's the answer? (*Pause for responses.*) Jesus. Jesus promised that His friends would do even greater things than He did.

Jesus told His disciples to wait where?

Jerusalem or Jericho

SAY What's the answer? (*Pause for responses.*) Jerusalem. Jesus told His friends to wait in Jerusalem for power from the Holy Spirit. Then with the Holy Spirit's power, they would go many places to tell people about Jesus.

Will the Holy Spirit help us do extraordinary acts?

Yes or no

SAY What's the answer? (*Pause for responses.*) Yes. Our Truth Verse promises that those who believe in Jesus will do even greater things than Jesus did. What a wonderful promise! Let's say our Truth Verse together one more time.

➔ Have the kids say the Truth Verse together. (*See sidebar.*)

SAY Great job, everyone. Let's give ourselves a hand.

➔ Lead the group in clapping for themselves.

TRUTH VERSE



John 14:12

"Whoever believes in me will do the works I have been doing, and they will do even greater things than these, because I am going to the Father."

➤ FAITH F.A.C.E.



Kids will find out about others who are doing extraordinary acts.

YOU WILL NEED

☐ Option 2: ***The Live/Dead Journal***, Day 14

GETTING READY

✓ If using Option 2, read Day 14 for background. Read the summary provided or tell Steve's story in your own words.

SAY This Faith Case is almost closed. Before we go, let's find out how others are being extraordinary agents today.

➔ Choose one of the options below.

OPTION 1: GO 360 VIDEO

▶▶ OPTION 1: Play "Faith F.A.C.E. —Hong Kong" from **Faith Case DVD A**.




SAY What place did Alli talk about? (*Hong Kong*) What did Zoe make to help her Chinese friend learn about Jesus? (*She covered a Bible with construction paper and titled it Book of Miracles.*) How is the entire missionary family helping the kids of Hong Kong learn about Jesus? (*They hold a Bible club at their house.*) What's happened because of their faithfulness? (*Bible club, kids have asked Jesus into their lives*) Do you think Zoe is an extraordinary agent? (*yes*) How can you be an extraordinary agent in your neighborhood? (*Answers will vary.*)

OPTION 2: THE LIVE/DEAD JOURNAL, DAY 14, ETHIOPIA

➔ OPTION 2: Read the summary below or tell Steve's story in your own words.

SAY Missionary Steve lives in Ethiopia. When he first moved there, he led a Bible college class for ministers. He wanted to get to know them. He asked, "How many of you have been jailed for your faith in Jesus?" They all raised their hands. He asked again—and again. Both times they raised their hands. He thought that they didn't understand what



continued ➔

he was asking because he didn't know their language well. Finally, a man who spoke English and the language of the other ministers offered to ask the question for Steve. And again, almost every hand went up. That day, Steve was reminded to be more—more like Jesus. If those men could serve God faithfully in spite of being put in jail, he could serve God faithfully too.

SAY What extraordinary act did these Ethiopian believers do for God? (*They had so much faith in God and would go to jail rather than deny Jesus.*) Do you think it was easy for them to be extraordinary in this way? (*Group response*) How can you “be more” for Jesus? (*Allow responses.*)

SAY While God may not ask us to be extraordinary in this way, He does want us to choose to be extraordinary. Being extraordinary isn't easy, but God will help us. What are some ways that we can be extraordinary? (*Allow responses.*)

Those are great ideas! ■■■

➤ WRAP-UP



YOU WILL NEED

- ☐ Copies of the Case Summary from the **Faith Case CD-ROM**

GETTING READY

- ☒ Make copies of the Case Summary (one per kid) from the **Faith Case CD-ROM**.

SAY What an exciting investigation! It's been a lot of fun. Who do we work for as extraordinary agents? (*God, Jesus*) Does our Truth Verse tell us that if we believe in Jesus we can do great things? (*yes*) Did Jesus promise to send a gift who would give us power to tell others about Him? (*yes*) Who is the gift? (*The Holy Spirit*) Jesus gives us everything we need to be extraordinary agents for Him. We can serve Him with confidence. Let's say our Faith Fact together one more time.

➔ Have the kids say the Faith Fact together. (*See sidebar.*)

SAY Until next time, agents. Remember that Jesus is with you as you try to live for Him. Go and serve Him with confidence!

➔ Hand out copies of the Case Summary page.

FAITH FACT



I will do extraordinary acts.

PRINT CASE SUMMARY

