

A G E N T S • C H A N G E • T H E • S I T U A T I O N



Gospel Publishing House • Springfield, Missouri
33-5043

Reproducibles

DO Make copies of this book if you (or someone in your organization) are the original purchaser. Please follow the instructions provided.

DO Make copies of this book if you are using the copies you make for a noncommercial purpose (such as promotion or teaching) within your church or organization.

DON'T Make copies if you or your organization are not the original purchaser of this book.

DON'T Make copies if you are using the material in or on a product for sale.

SPONSORED BY THE AG TRUST

This Faith Case[®] was developed by the
following children's ministry leaders.

Joshua Clinton
Chris Corbett
Brian Dollar
Melody Jones
Randy Jumper
Chris Leshner
Rod Loy
Tyler Loy
Aaron Stone
Gary Tomlinson
Charity Workman

Plus members of the Children's Ministry Homiletics class at North Central University

Scripture taken from The Holy Bible, New International Version®, NIV® Copyright© 1973, 1978, 1984, 2011 by Biblica, Inc.™ All rights reserved worldwide. Used by permission.

NEW INTERNATIONAL VERSION® and NIV® are registered trademarks of Biblica, Inc. Use of either trademark for the offering of goods or services requires the prior written consent of Biblica US, Inc.

© 2013 by Gospel Publishing House, 1445 N. Boonville Ave., Springfield, MO 65802. All rights reserved. No part of this book may be reproduced, stored in a retrieval system, or transmitted in any form or by any means—electronic, mechanical, photocopy, recording, or otherwise—without prior written permission of the copyright owner, except brief quotations used in connection with reviews in magazines or newspapers or as specified on this page under Reproducibles.

Printed in United States of America

Dear Lead Investigator,

Thank you for joining me for *Faith Case: Extraordinary A•C•T•S*. I've got everything planned out, and I know I can count on you to lead the activities in this *Lead Investigator Guide*. Here are some important things you need to know:

→ What is *Faith Case: Extraordinary A•C•T•S*?

In this Faith Case investigation, we're helping kids explore the Book of Acts as they learn how they can help spread the gospel.

→ How many investigations are there?

You'll help me lead ten investigations. Each investigation connects a Bible story from Acts with the lives of the kids in your Faith Case group.

→ What does the Lead Investigator do?

You'll find Faith Case is easy to use. Just follow the instructions in this *Lead Investigator Guide* for the games, object lessons, Bible Case Files, and other activities.

→ Who is Faith Case designed for?

I recommend that your investigators-in-training be in grades 1–5. Younger kids will enjoy the videos and activities, but they may have a hard time understanding how God uses us to do extraordinary acts for Him.

I look forward to getting to know you better as we look at how we can do extraordinary acts for God.

God bless and good hunting!

The Commissioner

The Commissioner



P.S. I've come up with a list of must-know tips. See pages 14–16 of this *Lead Investigator Guide*.



CONTENTS

Intro	3
1—Become Extraordinary.....	17
2—Unexpected Answers	37
3—Unshakable Faith	57
4—Welcoming Others.....	79
5—Get Up and Go.....	99
6—Prayer Works	123
7—Choosing Worship	143
8—One Way	161
9—Overcoming Fear	181
10—Unending Action.....	201

What's new in this Faith Case?

Faith F.A.C.E. Options


Extraordinary acts did not end when the Book of Acts ended. They continue today in the lives of Jesus' followers. The Faith F.A.C.E. segment in each session will help kids—and you—explore extraordinary acts of faith that are happening today.

Each session offers two Faith F.A.C.E. options:

1 Faith F.A.C.E. Videos

Each of the Faith F.A.C.E. Videos is a part of the **go 360** video series. They present current missions stories in short, kid-friendly videos.

Want more videos like these? We have great news! More of these great **go 360** videos featuring many other countries are available at myhealthychurch.com. Or, call 1-800-988-6568 and subscribe to receive a new **go 360** video each month.



2 Faith F.A.C.E. Stories

Each Faith F.A.C.E. story is condensed from **The Live|Dead Journal**. A copy of this journal is included in your **Faith Case: Extraordinary A•C•T•S Kit**.

These missionary stories emphasize the importance of living for Christ in challenging circumstances. Through first-person missionary stories, prayer focus suggestions, and people group profiles, you will be encouraged to participate in the extraordinary acts God is still doing today.

This journal is not just for Faith Case sessions. It's a great resource for your personal devotions. The journal is written for teens and adults, so it's a perfect tool for your helpers. It is not directed to kids.

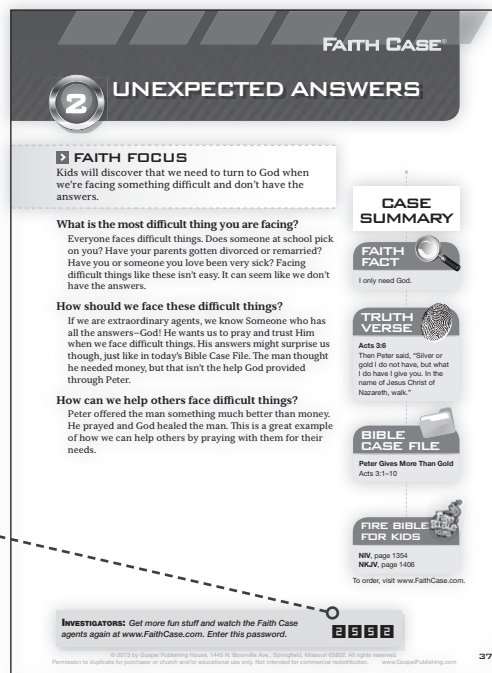
What's the secret of the Faith Case Web site?

TOP SECRET passwords!

Every session has a secret combination. Here's how it works:

Case Summaries

1. Duplicate these pages for all your kids. Hand out each Case Summary after its session. Mail them to kids who are absent.
2. Encourage parents to review each case with their kids. This is an excellent opportunity for kids and parents to investigate Extraordinary A•C•T•S together.
3. Point out the TOP SECRET code for kids to access the session's videos online. Great for kids who miss a week, or if they want to share these videos with their friends. (And trust us, they will want to watch these videos again!)



More fun stuff on the Web site

We added some great new items:

- Investigator Field Reports can be printed and sent home with your investigators-in-training. These pages encourage kids to watch the session videos at home and look for interesting details. Of course, watching the videos again also reinforces what kids have learned at church.
- A Decoder with secret messages.
- Faith Case wallpaper for your computer desktop

What's in the Faith Case kit?

Lead Investigator Guide

Everything you need to know to lead the Faith Case investigations.

The Live|Dead Journal

God still does extraordinary things. This 30-day devotional journal of first-person missionary stories, prayer focus suggestions, and unreached people group profiles, encourages us to believe that God is still powerfully at work today. It is intended for teens and adults, not kids.

Stories from the journal are recommended for use during the Faith F.A.C.E. segments of each session.

CD-ROM

Easy-to-print resources make getting ready easy. There's a complete *Lead Investigator Guide* if you need to print an extra copy. Plus check out the extras just for investigators (badges, identification cards, certificates, etc.).



Briefcase

This really cool metal case holds all your files for Faith Case. Only you and the Commissioner will know how the information comes to you!

3 DVDs

Packed with lots of video updates for every session. Don't miss these helps—

Countdown—One minute of fun that will help you gain kids' attention before you start each session.

Greeting—After each Countdown, the Commissioner welcomes your kids to begin each investigation.

Updates—Each session has three video story updates that reinforce the session theme.

Games & Activities Helps—Pictures, puzzles, and timers add excitement to Faith Case games.

Extraordinary A•C•T•S Pact Poster

This decorative poster helps kids learn and remember the Faith Facts.

Case Folders

Fill these with e-mails and resources from the Commissioner. Details are found in each session.

How do I set up for Faith Case?

Kit Resources

Everything in your Faith Case Kit has a purpose. Here are some basics to help you get ready for *Faith Case: Extraordinary A•C•T•S*.

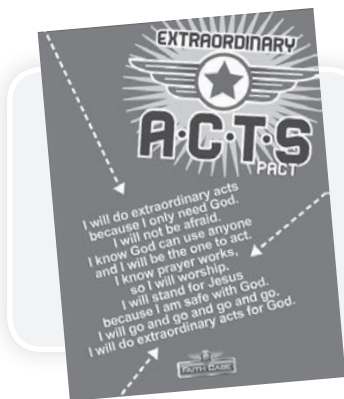


Briefcase

1. Empty it to get ready for each session.
2. Bring the filled **Briefcase** with you to each session. (See Case Folders.)
3. Open it when the *Lead Investigator Guide* says that the Commissioner has sent information to your investigators.

Case Folders

1. Label them as 1, 2, 3, etc. Use the extra folders as spares.
2. Print off the session's resources from the **CD-ROM**. Follow the instructions on the printed items and in the activities to fill the folders. (See the Planning section at the beginning of each session.)
3. Place **Case Folders** in the **Briefcase** to be "sent" from the Commissioner during the session.



Extraordinary A•C•T•S Poster

Display this colorful poster in your Faith Case room to remind kids of the great things God wants to do through them.

CD-ROM

1. Print out the resources for each session.
2. Follow the instructions at the bottom of every page to organize these resources before each session.
3. Make copies of the Case Summary (1 per kid).

NOTE: Don't miss the extras on the **CD-ROM** to add more fun for your kids.



Getting Ready

TV or Screen for the DVDs

1. You'll need a DVD player and TV or a projector and screen. The **DVD** will play during the entire session. Make sure kids can see from every seat in the room.
2. If someone else is handling media, print a *Lead Investigator Guide* for this person from the **CD-ROM**.
3. Select the correct **DVD** for the session.
4. If you're playing the **DVD** on a computer, use "Enter" to advance to the next segment.



What about seating?

Sessions are written for a typical children's church setting where kids sit in rows facing the front of the room, but whatever works in your setting will work for Faith Case. Just be sure kids can easily see the TV/screen and you.




Web Site

Go to www.FaithCase.com to find these helpful resources:

- Investigator Field Reports to be printed and sent home with your investigators-in-training. These pages encourage kids to watch the session videos at home.
- Decoder with secret messages

NOTE: Carefully read the Planning section for each Faith Case session. Some sessions will require additional simple setup (hiding things around the room, taping things under chairs, etc.).

NOTE • Every session includes the same activities with the order adjusted to provide good lesson flow.



FAITH FACT ACTIONS • Actions help the kids learn the Faith Fact.

TRUTH VERSE ACTIVITY • Kids will learn the Truth Verse for the session. Games and other activities reinforce the Truth Verse.

BIBLE CASE FILE • Each selected Bible story is taught in a fun and interactive way to help kids explore how God's Word applies to their life.

DVD UPDATE 3 • The Faith Case agents wrap up the case.


DVD EXTRAORDINARY A•C•T•S PACT • Reinforce and review the A•C•T•S Pact.

! RESPONSE TIME

is when kids apply the Bible to their life. In each session, be sure to give plenty of time for kids to respond to God.

RESPONSE TIME • Kids reflect on the session theme and spend time with God, asking for His help in living out the session's truth.

CHALLENGE QUESTIONS • Five questions provide a quick and easy review of the session.



DVD FAITH F.A.C.E. • Help kids discover extraordinary acts with a missions video or with a missions story from *The Live/Dead Journal*. Both options are provided. Choose the one you prefer for each session.

WRAP-UP • Review the session's Truth Verse and the Faith Fact one more time before the kids leave.

CASE SUMMARY • Don't forget this very important part! Send home a copy of each session's Case Summary after every session to let parents know what their kids are learning. Best of all, kids get the TOP SECRET password to review the Faith Case Updates again and again at www.FaithCase.com.

Why does Faith Case include response times?

What is the purpose of Response Time?

Response Time is the time when kids talk to God in prayer and listen for His guidance. In each session, you lead kids on a journey to understand how to live for God. When we learn something new about God, the Holy Spirit does His best work when we quiet ourselves before Him and allow Him to guide us. That's the purpose of Response Time.

Do kids really understand what Response Time is?

Jesus was very clear in Mark 10:13–16 that we must become like little children to enter heaven. Children trust without question. They have faith and hope even when it seems there should be none. But most of all, they love unconditionally. Jesus pointed out that children innately respond to God appropriately. Our job is to make the time, place, and atmosphere for them to do so.

Why do kids need Response Time?

Time spent responding to God is vital for both adults and children. The habits that children develop shape how they approach things as teens and adults. All believers, young or older, need to meet and respond to a holy and loving God.

How do I prepare for Response Time?

Even as we have prepared these sessions for you, the Holy Spirit has been doing a work in our hearts. We encourage you to

allow the Holy Spirit to work in you as you prepare and present these sessions. Use each Response Time to give the Holy Spirit time to work in your kids. Prayerfully read ***The Live/Dead Journal*** and consider what God wants to do in the life of each child you lead. Remember to open your heart to change too.

Should I give a salvation invitation in each Response Time?

God deals with everyone in different ways at different times. We never know when the Holy Spirit will touch a child's heart for salvation, so every Response Time offers an easy-to-follow suggestion to lead kids to Jesus. (*Also see the Salvation Plan on the next page.*)

Does Response Time only happen at the front of the room?

Many leaders ask kids to come to the front of the room for Response Time. However, you may let kids pray kneeling, seated, or standing at their seat. Response Time is about time spent with God, not about physical location.

What if kids don't seem to respond?

Be patient, encourage when necessary, and bring instruction if needed. But most of all, provide that safe time and place each session for them to respond. Kids may be responding emotionally and mentally even when you see no external evidence of their response. Your Faith Case experience will be richer as Response Time helps kids develop the habit of responding to God.

➤ HOW TO LEAD A CHILD TO CHRIST

Salvation is a vital part of every Sunday School and children's church. As you present the session each week, make opportunities to invite children to accept Jesus as Savior. Following are basic steps to use when counseling children about coming to Christ. Write the Scripture references on a card to keep in the front of your Bible.

INVITATION

The purpose of the invitation is not to coax or plead with the children, but to give them an opportunity to accept Christ as their Savior and Lord. After you present the gospel, ask the children to bow their heads. Then ask if any child would like to receive Jesus. Invite each to come to the altar. Pray with each one who comes.

Use the salvation presentation plan in the session or the one at right. You can duplicate this plan and place it in your Bible.

FOLLOW-UP

Leading a child to Christ signals the beginning of that child's relationship with Jesus. However, just as any relationship requires work after the initial introduction, a new Christian needs to develop his or her relationship with Christ.

In the weeks after the child prays for salvation, talk with him about the experience. Keep encouraging him to be faithful to pray, read his Bible, and attend church. Let him know you are available to help him as he grows in his relationship with Christ. Use the helps in the sidebar for reference.

BAD NEWS!

Everyone sins and sin separates us from God. It stops us from going to heaven. That is death.

For all have sinned and fall short of the glory of God. (Romans 3:23)

The wages of sin is death, but the gift of God is eternal life in Christ Jesus our Lord. (Romans 6:23)

GOOD NEWS!

Salvation is free, a gift. We can't buy it, but God gives it to us. We just have to ask.

(See Romans 6:23 above.)

IT'S YOUR CHOICE

You can ask Jesus to forgive your sins and come into your heart and life.

To all who did receive him, . . . he gave the right to become children of God. (John 1:12)

LET'S PRAY

"Dear Jesus, I am a sinner. I have done wrong things. Please forgive me. Come into my heart and life. Help me love and follow You. Thank You for the gift of salvation. Amen."

WHAT NOW?

Tell others that you have received Jesus as your Savior. And spend time with Jesus, your new Friend:

- read your Bible and pray every day
- love and obey God
- go to church

How do I adapt Faith Case for my church?

Teaching alone?

- No problem. You really need more adults only if you have to keep an eye on some of your investigators.
- **BE PREPARED!** Sessions move fast to match kids' attention spans, so make sure you're ready to go.
- Read the **Lead Investigator Guide** for each session.
- Follow the Planning section to make sure you have everything you need.

More than one Lead Investigator?

- Print off a second **Lead Investigator Guide** from the **CD-ROM**.
- Take turns leading activities or entire sessions.
- Use the Planning checklist to choose which activities each Lead Investigator will lead.

What if I have less than an hour for my sessions?

Faith Case sessions are designed to take about an hour and half when you add announcements, offering, and worship time. If you have less time, try these options.

Option 1: Condense your lesson:

- Play the Countdown with the Commissioner's Welcome and Extraordinary A•C•T•S Pact.
- Give the Welcome.
- Play Update 1.
- Play Update 2 and the Faith Fact Actions.
- Present the Bible Case File.
- Choose one if you have time: Truth Verse Activity, Game, or Object Lesson. If you don't have time, go straight to Update 3.

- Play Update 3 and the Extraordinary A•C•T•S Pact.
- Lead kids in Response Time.
- Present one of the Faith F.A.C.E. options.
- Give the Wrap-Up.

Option 2: Use two sessions for each investigation.

♦ In the first session:

- Play the Countdown with the Commissioner's Welcome and Extraordinary A•C•T•S Pact.
- Give the Welcome.
- Play Update 1.
- Choose one: Game, Object Lesson, or Truth Verse Activity.
- Play Update 2 and the Faith Fact Actions.
- Lead kids in prayer.
- Give the Wrap-Up.

♦ In the second session:

- Play the Countdown with the Commissioner's Welcome and Extraordinary A•C•T•S Pact.
- Give a revised Welcome.
- Play Update 3.
- Play the Extraordinary A•C•T•S Pact.
- Choose one that you didn't do last session: Game, Truth Verse Activity, or Object Lesson.
- Present the Bible Case File.
- Lead kids in Response Time.
- If you have time, use the remaining Game, Truth Verse Activity, or Object Lesson.
- Present one of the Faith F.A.C.E. options.
- Give the Wrap-Up.

What if the adult service runs longer?

- Challenge Questions are a great way to fill extra time. Just go back to previous sessions and see what kids remember. Divide up into teams for extra fun.

What else do I need to know?

Is there anything I need to add?

Faith Case doesn't include time for announcements, offering, or worship time. Feel free to add these and adjust your schedule accordingly.

Why do the sessions move so fast?

Kids' attention span is usually their age plus 2 minutes, so most activities last less than 10 minutes. Time goes quickly, so have everything prepared before you begin.

Who developed Faith Case?

The sessions were planned by experienced children's ministry leaders. (See the list at the beginning of this book.)

What if I have younger kids in my group?

We've tried Faith Case with preschoolers. They'll have fun, but the activities and concepts aren't easy for them to understand.

What about snacks?

Snacks are a great addition to your Faith Case sessions, especially if your kids often arrive hungry. A healthy snack will help hungry kids concentrate better.

What if I still have questions?

What if I have suggestions or ideas?

- Check out this Web site:
www.facebook.com/FaithCaseResources
You can ask questions, find new information, and post your comments, pictures, and ideas.
- E-mail newproducts@gph.org. Our team members will be glad to hear your input and answer your questions.



NOTES