

1

# THE BEATITUDES: LIVING FOR GOD

## ▶ FAITH FOCUS

Kids will discover that the Beatitudes show us how to live for God, so we can be a blessing to others.

### Why is living for God important?

When we ask Jesus into our heart and life, He wants us to follow Him. Then others will know that we are Christians, and we'll be able to share our faith with them. But it's not always easy to know how to follow Jesus. Thankfully, we have the Bible to guide us.

### What are the Beatitudes?

When Jesus was on earth, He told us how to live for Him. He listed eight essential qualities or "attitudes" that everyone who follows Him should have. These Beatitudes are important because they give us an example of what Jesus' attitude was like and what He wants for us. We'll learn a simple Faith Fact to help us remember each one:

- I will live for God. (Matthew 5:3)
- I will admit my sin and not do it again. (Matthew 5:4)
- I will be strong and easy to live with. (Matthew 5:5)
- I will always want more of God. (Matthew 5:6)
- I will see the need and make a difference. (Matthew 5:7)
- I will keep my heart clean. (Matthew 5:8)
- I will make peace wherever I go. (Matthew 5:9)
- I will do what's right even when it's hard. (Matthew 5:10)

These eight essential qualities are summed up in the Faith Fact for this session: I will live for God.

### Why do the Beatitudes promise God's blessing?

God loves us, and He wants to bless us. God's Son Jesus began every beatitude with a promise of God's blessing. When we live out the Beatitudes, we please God. He cares about our attitudes and who we are on the inside, and wants us to become more like Jesus. Then we'll be a blessing to others, and they will want to follow Jesus too.

## CASE SUMMARY

### FAITH FACT

I will live for God.

### TRUTH VERSE

**Psalm 128:1**  
Blessed are all who fear the Lord, who walk in obedience to him.

### BIBLE CASE FILE

**Jesus Announces a New Way of Life**  
Matthew 5:1 to 7:29

### FIRE BIBLE FOR KIDS

**NIV**, pages 1195–1200  
**NKJV**, pages 1237–1242

To order, visit [www.FaithCase.com](http://www.FaithCase.com).

**Investigators:** Get more fun stuff and watch the Commissioner and cadets again at [www.FaithCase.com](http://www.FaithCase.com). Enter this password.





# PLANNING

SESSION SEGMENT	LED BY
Countdown & Commissioner's Greeting	
Welcome & Faith Case Update 1.1	
Object Lesson	
Game	
Faith Case Update 1.2 & Faith Fact Feature	<i>See actions on page 26.</i>
Truth Verse Activity	
Faith Case Update 1.3 & Cadet Code	
OPTIONAL: Beatitudes Review	
Bible Case File	
Response Time	
Challenge Questions	
Wrap-Up	

## FAITH FOCUS

Being poor in spirit is being willing to ask God for help.

### ▶ COUNTDOWN & COMMISSIONER'S GREETING



### ▶ WELCOME & FAITH CASE UPDATE 1.1



### ▶ OBJECT LESSON

#### YOU WILL NEED

- E-mail 1.1 from the **Faith Case CD-ROM**
- Case Folder 1**
- Briefcase**

#### GETTING READY

- ✓ Print E-mail 1.1 from the **Faith Case CD-ROM**.
- ✓ Place E-mail 1.1 in **Case Folder 1**.
- ✓ Place **Case Folder 1** in the **Briefcase**.

### ▶ GAME

#### YOU WILL NEED

- E-mail 1.2 from the **Faith Case CD-ROM**
- E-mail 1.3 from the **Faith Case CD-ROM**
- Case Folder 2**
- Case Folder 3**
- Briefcase**
- Two chairs
- Two boxes each filled with the following items (or similar items): shirt, pants, shoes, gloves, newspapers, balloons, scissors, masking tape, paper, trash bags, and markers

#### GETTING READY

- ✓ Print E-mail 1.2 and E-mail 1.3 from the **Faith Case CD-ROM**.
- ✓ Place E-mail 1.2 in **Case Folder 2**.
- ✓ Place E-mail 1.3 in **Case Folder 3**.
- ✓ Place **Case Folder 2** and **Case Folder 3** in the **Briefcase**.

## ➤ FAITH CASE UPDATE 1.2 & FAITH FACT FEATURE



### ➤ TRUTH VERSE ACTIVITY

#### YOU WILL NEED

- E-mail 1.4 from the **Faith Case CD-ROM**
- Case Folder 4**
- Briefcase**
- New box of facial tissues
- Prepared Agent Cards from the **Faith Case CD-ROM**
- Trash can or other container

#### GETTING READY

- ✓ Print E-mail 1.4 from the **Faith Case CD-ROM**.
- ✓ Place E-mail 1.4 in **Case Folder 4**.
- ✓ Place **Case Folder 4** in the **Briefcase**.
- ✓ Print and cut out the Agent Cards from the **Faith Case CD-ROM**.
- ✓ Insert the Agent Cards carefully between the tissues in four different spots, spreading them out through the box. See Tip on page 28 for more information.
- ✓ Ask someone to say, "God bless you!" after you sneeze loudly.

## ➤ FAITH CASE UPDATE 1.3 & CADET CODE



### ➤ OPTIONAL: BEATITUDES REVIEW

#### YOU WILL NEED

- Beatitudes Cards**

#### GETTING READY

None

### ➤ BIBLE CASE FILE

#### YOU WILL NEED

- E-mail 1.5 from the **Faith Case CD-ROM**
- Case Folder 5**
- Briefcase**
- Beatitudes Cards**

#### GETTING READY

- ✓ Print E-mail 1.5 from the **Faith Case CD-ROM**.
- ✓ Place the **Beatitudes Cards** and E-mail 1.5 in **Case Folder 5**.
- ✓ Place **Case Folder 5** in the **Briefcase**.

### ➤ RESPONSE TIME

### ➤ CHALLENGE QUESTIONS

### ➤ WRAP-UP

#### YOU WILL NEED

- Copies of the Case Summary from the **Faith Case CD-ROM**

#### GETTING READY

- ✓ Make copies of the Case Summary (one per kid) from the **Faith Case CD-ROM**.

## > COUNTDOWN & COMMISSIONER'S GREETING



*This DVD segment gets kids focused on today's session.*

- ▶▶ Play "Countdown & Commissioner's Greeting" from **Faith Case DVD A.**



## > WELCOME



*Introduce the lesson topic by asking a few questions.*

- SAY** Welcome, fellow investigators. Today, we start a brand-new Faith Case investigation about the Beatitudes

How many of you know what an attitude is? *(Group response)* Can you make a face that shows me what a bad attitude might look like? *(Group response)* Can you make a face that shows me what a good attitude might look like? *(Group response)* Those were some great faces!

- SAY** Do you think our attitudes have anything to do with the Beatitudes? *(Group response)* They do because the Beatitudes show us how to be more like Jesus, who always pleased God with His attitude.


The Beatitudes are for people who want to be like Jesus. That means we're on a very important assignment. We'll follow clues, investigate leads, and discover how to live for God. Are you all ready? *(Group response)* Then let's get started. ■■■

## > FAITH CASE UPDATE 1.1



*Cadets Riley and Ayliana are eager to start training to be agents. They sneak into the Central Training Lab without permission and get caught by Inspector Adam Apple.*

- ▶▶ Play "Faith Case Update 1.1" from **Faith Case DVD A.**



## OBJECT LESSON



1

THE BEATITUDES: LIVING FOR GOD

The kids will discover the importance of choosing to be the best followers of Jesus they can be.

YOU WILL NEED	GETTING READY
<input type="checkbox"/> E-mail 1.1 from the <b>Faith Case CD-ROM</b>	✓ Print E-mail 1.1 from the <b>Faith Case CD-ROM</b> .
<input type="checkbox"/> <b>Case Folder 1</b>	✓ Place E-mail 1.1 in <b>Case Folder 1</b> .
<input type="checkbox"/> <b>Briefcase</b>	✓ Place <b>Case Folder 1</b> in the <b>Briefcase</b> .

**SAY** Sounds like we're in for an exciting case! The Commissioner is going to need our help. She's sent us some information in this briefcase. Let's see what she has to say.

- Open the **Briefcase** and pull out **Case Folder 1**.
- Pull out E-mail 1.1 and read it.

Dear Investigators, I've sent some pictures to help you start our first *Faith Case: The Beatitudes* investigation. Together we're going to get to the bottom of what the Beatitudes are and why they're so important. Your Lead Investigator will tell you what to do next. Signed, The Commissioner.




**SAY** According to the Commissioner's instructions, she's sent us pictures that represent jobs. I'll ask you what kind of job uses the object in each picture. Are you all ready? (*Group response*) Good, let's get started.

- ▶▶ Advance **Faith Case DVD A** and ask the following questions about the firefighter's helmet.

**SAY** What kind of job would use this item? (*Allow responses*) Raise your hand if you've ever dreamed of doing that kind of job some day. (*Group response*) Why do you want to do this job some day? (*Allow responses*)

- ▶▶ Advance to the next picture and repeat the questions above for the next item.
- Repeat for each picture on the DVD.
- When the Faith Fact appears on screen, the game is over.

**SAY** We should all dream about the future and the kind of job we'll do some day. It's fun to think about what it would be like to be an astronaut or a great chef. What would I need to do if I wanted to be a doctor? (*Allow responses*) I couldn't just become a doctor; I'd have to work hard and train for it. The same is true for all these different jobs. Do you think choosing what you want to do when you grow up is an important decision? (*Group response*)

 **TIP**

Collect these items to display instead of using the pictures on the DVD.

- Firefighter helmet
- Sports equipment
- Lab coat/stethoscope
- Computer
- Guitar
- Bible

continued →

**SAY** Choosing the job we want is an important decision, but the most important decision we can make is choosing to live for God, and choosing to be the best follower of Jesus we can be. What's the best tool we can use to show us how to live for God? (*The Bible*)

No matter where we are or what job we're doing, we can't do all the great things God wants us to do if we're not who God wants us to be. What happens in us is far more important than what we do or what happens to us.

**SAY** The Beatitudes will help us understand how to be the person God wants us to be. They help us live for God. ■■■

## > GAME



The kids will discover the importance of choosing to be the best follower of Jesus they can be.

YOU WILL NEED	GETTING READY
<input type="checkbox"/> E-mail 1.2 from the <b>Faith Case CD-ROM</b>	✓ Print E-mail 1.2 and E-mail 1.3 from the <b>Faith Case CD-ROM</b> .
<input type="checkbox"/> E-mail 1.3 from the <b>Faith Case CD-ROM</b>	✓ Place E-mail 1.2 in <b>Case Folder 2</b> .
<input type="checkbox"/> <b>Case Folder 2</b>	✓ Place E-mail 1.3 in <b>Case Folder 3</b> .
<input type="checkbox"/> <b>Case Folder 3</b>	✓ Place <b>Case Folder 2</b> and <b>Case Folder 3</b> in the <b>Briefcase</b> .
<input type="checkbox"/> <b>Briefcase</b>	
<input type="checkbox"/> Two chairs	
<input type="checkbox"/> Two boxes each filled with the following items (or similar items): shirt, pants, shoes, gloves, newspapers, balloons, scissors, masking tape, paper, trash bags, and markers	

**SAY** I think the Commissioner has sent us another activity. Let's find out what it is.

- Open the **Briefcase** and pull out **Case Folder 2**.
- Pull out E-mail 1.2 and read it.

Dear Investigators, As I'm sure you've already discovered, the most important decision any of us make is to live for God. The question is: how can we do our best to follow Jesus? I've sent instructions to your Lead Investigator for another fun activity to help you figure out how to answer this question. When you complete the first step, your Lead Investigator will receive another e-mail. Have fun! Signed, The Commissioner.



**SAY** The Commissioner wants us to have a little contest. We need two teams with three kids on each team.

- Choose two teams of three kids.
- Have the teams come to the front of the room and stand by you.
- Provide each team with one of the boxes of similar items (see the list above) and a chair.

**SAY** *(To volunteers)* This is a competition. I need each team to work together to build something using the items in your box. The Commissioner won't let me give you any other directions at this time. You are on your own. Look over the items in the box.

- Allow the teams a moment to look at their items.

**SAY** *(To volunteers)* You'll have 60 seconds to make your item. The rest of us will cheer you on as you work. Then we'll

continued →

vote on which team did the best job. Are the teams ready?  
(*Group response*)

Audience, are you ready to cheer for our teams? (*Group response*)

Then, let's play. At my signal, the teams will start building.  
Ready? Go!

▶▶ Click forward on the DVD to begin the timer.

→ Allow the teams 60 seconds to use their items.

→ Encourage the kids in the audience to cheer for the teams.

**SAY** Good job everyone! What do you think the Commissioner wanted the teams to build? (*Allow responses.*) We can guess what she wanted, but we can't know for sure because she didn't tell us.

**SAY** Let's vote on which team did the best. (*Point to one team.*) If you think Team One did the best, raise your hand. (*Group response*)

(*Point to the other team.*) If you think Team Two did the best, raise your hand. (*Group response*)

Is it easy to figure out who did the best job? (*Group response*)  
Why is it hard to decide who did the best at doing what the Commissioner wanted? (*Allow responses.*)

We can't know if our volunteers did the right thing, because the Commissioner didn't tell us what she wanted done. So, let's clap for both teams for trying.

→ Clap for both teams.

**SAY** It's hard to build something without any clear instructions, isn't it? (*Group response*) Have you ever tried to put together a model or craft? (*Group response*) Was it easy or hard? (*Group response*) We need instructions to know what to do. Do you think that's what the Commissioner wanted us to discover with this part of our activity? (*Group response*)

Let's see what she wants us to do now.

→ Open the **Briefcase** and pull out **Case Folder 3**.

→ Pull out E-mail 1.3 and read it.

Dear Investigators, I hope you found out how important instructions can be when completing an assignment. Now I'd like you to try this activity again. Use the same items, but this time see how fast one of your team members can put on the clothes and hold the balloon. You won't use all of the items in your box. Let's see how quickly the teams can finish this assignment. Signed, The Commissioner.



continued →



**SAY** *(To teams)* Now that we know what to do, do you think you can complete the assignment? *(Let teams respond.)* You have 60 seconds to finish your task. The rest of us will cheer you on as you work.

▶▶ Click the forward arrow to start the timer again.


→ Let the teams play the game again. Assist them as needed, so they are successful.

**SAY** Great job, teams! Was it easier to play when you knew what the Commissioner wanted you to do? *(Group response)* Instructions help us to do things the right way.

Do we need instructions to follow Jesus and live like He wants us to? *(yes)* Thankfully, Jesus does give us the directions we need. Where can we find these directions? *(The Bible)* The Bible tells us how to be the best followers of Jesus we can be.

**SAY** Do you think that has something to do with the Beatitudes? *(Group response)* Maybe that's what the Beatitudes do. Let's check in and see what the cadets are up to. ■■■

## > FAITH CASE UPDATE 1.2



*Cadets Riley and Ayliana make it to the Central Training Lab and run into the janitor, who is Sam (Super Agent Man) in disguise. Sam tries to give the cadets clues about what it means to be blessed by God.*


▶▶ Play “Faith Case Update 1.2” from **Faith Case DVD A.**

## > FAITH FACT FEATURE



*Kids will learn the Faith Fact for this session. Actions to reinforce the Faith Fact are on the DVD as well as shown below.*

▶▶ Play “Faith Fact Feature” from **Faith Case DVD A.**

 **TIP**

Use up more energy by having kids march, jump, or turn in a circle as they say the Faith Fact. Add fun by seeing how quickly they can repeat it.

**FAITH FACT** 

I will live for God.



I  
(Point both thumbs to self.)



will live  
(Point both index fingers in with thumbs up and remaining fingers folded in. Raise both hands up and out.)



for God.  
(Point up with both index fingers.)

## TRUTH VERSE ACTIVITY



The kids will discover the importance of God's blessing.

### YOU WILL NEED

- E-mail 1.4 from the **Faith Case CD-ROM**
- Case Folder 4**
- Briefcase**
- New box of facial tissues
- Prepared Agent Cards from the **Faith Case CD-ROM**
- Trash can or other container

### GETTING READY

- ✓ Print E-mail 1.4 from the **Faith Case CD-ROM**.
- ✓ Place E-mail 1.4 in **Case Folder 4**.
- ✓ Place **Case Folder 4** in the **Briefcase**.
- ✓ Print and cut out the Agent Cards from the **Faith Case CD-ROM**.
- ✓ Insert the Agent Cards carefully between the tissues in four different spots, spreading them out through the box. See Tip on the next page for more information.
- ✓ Ask someone to say, "God bless you!" after you sneeze loudly.

**SAY** I think the Commissioner has sent us another activity. Let's find out what it is.

- Open the **Briefcase** and pull out **Case Folder 4**.
- Pull out E-mail 1.4 and read it.

Dear Investigators, You're all doing a great job investigating this case. We've discovered that the Bible tells us how to live for God. His desire is to bless us, so I've sent an activity to help you find out more about God's blessing. Your Lead Investigator will tell you what to do. Signed, The Commissioner.

- Sneeze loudly as you pick up the box of facial tissues.
- Your volunteer should say, "God bless you!"

**SAY** Why, thank you! (*Pause to wipe your nose with a tissue.*) I definitely want God to bless me. That reminds me. Did you know every one of the Beatitudes starts with the word *blessed*? Our Truth Verse tells us that God blesses those who obey Him. Let's say it together.

- The Truth Verse is displayed on the DVD screen.
- Repeat the Truth Verse together. (*See sidebar.*)

**SAY** Who wants to please God and be blessed by Him? (*Group response*)

Now, let's play a game to help us remember our verse. We'll each take a turn pulling a tissue out of this box. As you pull out a tissue, you'll say the next word in the verse. But there are some good surprises in the box. So when you find one of the surprises, hold it up high. We'll all say, "God bless you!" because every good thing comes from God. Are you ready to play?



### TIP

If you don't have time to print and prepare the Agent Cards, use dollar bills instead.



### NOTE

The word *Beatitude* is from the Latin word for "blessed."

### TRUTH VERSE



**Psalm 128:1**  
Blessed are all who fear the Lord, who walk in obedience to him.

continued →

- Pass the tissue box around the room, letting each kid in turn take a tissue and say the next word of the verse.
- When someone finds a surprise, encourage the group to say, “God bless you!”
- Play until all the surprises have been found.

**SAY** I think we all did a great job saying the verse. Let’s give ourselves a hand. (*Pause for applause.*) Isn’t it wonderful that God loves us and wants to bless us? When we have Jesus in our heart, we should start to look and act more and more like Him. That’s what the Beatitudes help us to do. The things we’ll be investigating will tell us how to be blessed by God as we live for Him. Let’s collect all the tissues and then check in and see what the cadets are up to.

- Pass the trash can or another container around to collect the tissues.



**TIP**

Measure the Agent Cards against the opening in the tissue box. If necessary, use scissors to increase the size of the tissue box opening. If you are using a horizontal (rectangle-shaped) box of tissues, open the end of the box and pull out the entire stack of tissues. Carefully insert the Agent Cards between the layers, then return the tissues to the box, and retape the box.

If you are using a vertical (square-shaped) box of tissues, open the side of the box to reveal the stack of tissues. You should be able to insert the Agent Cards without removing the tissues from the box. Retape the box once the cards are inserted.



**TIP**

Session 3 uses tissues for the Truth Verse Activity. You may want to save some of these tissues for that session.

## ➤ FAITH CASE UPDATE 1.3



*The janitor is revealed to be Sam, the Super Agent Man. The Commissioner and Sam discuss how with time and hard work the two cadets can make great agents.*

▶▶ Play Faith Case Update 1.3 from **Faith Case DVD A**.



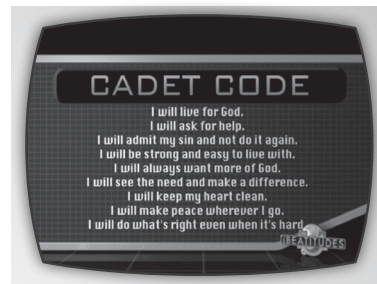
## ➤ CADET CODE



*Kids will repeat the Cadet Code to remember the Faith Facts.*

▶▶ Play “Cadet Code” from **Faith Case DVD A**.

- ➔ I will live for God.
- ➔ I will ask for help.
- ➔ I will admit my sin and not do it again.
- ➔ I will be strong and easy to live with.
- ➔ I will always want more of God.
- ➔ I will see the need and make a difference.
- ➔ I will keep my heart clean.
- ➔ I will make peace wherever I go.
- ➔ I will do what’s right even when it’s hard.



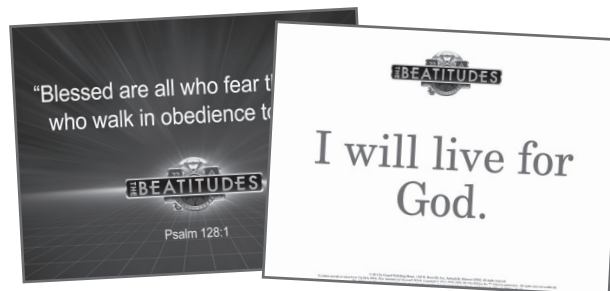
▶▶ Advance **DVD** to the next screen which shows the Truth Verse and Faith Fact.

## ➤ OPTIONAL: BEATITUDES REVIEW



*If you have time, use the Beatitudes Cards to help the kids review the Beatitudes.*

**BEATITUDES  
CARDS**



## ➤ BIBLE CASE FILE



*Kids will hear the story of Jesus teaching the Sermon on the Mount.*

### YOU WILL NEED

- E-mail 1.5 from the **Faith Case CD-ROM**
- Case Folder 5**
- Briefcase**
- Beatitudes Cards**

### GETTING READY

- ✓ Print E-mail 1.5 from the **Faith Case CD-ROM**.
- ✓ Place the **Beatitudes Cards** and E-mail 1.5 in **Case Folder 5**.
- ✓ Place **Case Folder 5** in the **Briefcase**.

**SAY** I think the Commissioner has sent us another activity. Let's find out what it is.

- ➔ Open the **Briefcase** and pull out **Case Folder 5**.
- ➔ Pull out E-mail 1.5 and read it.

Dear Investigators, You're all doing a great job investigating this case. We've discovered that the Beatitudes tell us how to be blessed by God. I've sent you a special Case File to help you understand this more. Signed, The Commissioner.

**SAY** Do you think we'd be able to please God if He didn't tell us how? (*Group response*) I don't think we'd do a very good job without His help. We need Him to guide us, to help us know what to do. Only then can we be sure we're doing things right. Can you guess what we're going to use as our guide for this Case File? (*Allow responses until someone says, "The Bible."*)

**SAY** That's right. Our Bible Case Files are always from the Bible. God gives us a lot of examples of how to live for Him in the Bible. Today's story starts during a special time in history. Jesus had just started teaching people and working miracles. People were beginning to realize just how special Jesus was. Because of the miracles He did, they knew Jesus had been sent by God.

The people wanted to know more about Jesus. But Jesus didn't sit in the church and wait for people to come. Where do you think Jesus talked with people? (*Affirm all correct responses: in homes, outside, etc.*)

**SAY** One day, many people gathered to see Jesus. When Jesus saw the large crowd, He went to a mountainside and sat down. The people followed Him. Jesus began to teach the people. This was a big moment. Jesus was going to talk about some very important things.

- ➔ Option: If you have a small group or an open space, consider moving your group to be seated on the floor together.

### BIBLE CASE FILE

**Jesus Announces a New Way of Life**  
Matthew 5:1 to 7:29

E-MAIL  
1.5

### TIP

The word *Blessed* in the Beatitudes refers to having God's favor, not because we deserve it, but because He loves us. It refers to the satisfaction and joy that come from being in right relationship with Jesus, no matter what our life circumstances are.

continued ➔

**SAY** What do you think the people on the mountainside did? Do you think they leaned forward? (*Group response*) Do you think they listened carefully? (*Group response*) Do you think the people were excited to hear what Jesus said? (*Group response*) I need everyone to lean forward and listen closely just like those people must have done.

→ Pause for the group to lean forward and listen.

**SAY** What do you think Jesus talked about? Do you think He talked about the weather? (*no*) Do you think He talked about the latest fashions? (*no*) Do you think He talked about learning math? (*no*) Or do you think He talked about how to live for God? (*yes*) Jesus taught the people how to please God. I'll need eight volunteers to help me tell today's story.

→ Invite the volunteers to sit by you at the front of the room.

→ Give each of them one of the **Beatitudes Cards** with the beatitude facing the rest of the group.

**SAY** (*To group*) The people listening to Jesus were probably a lot like us. They wanted their life to be good, but they weren't exactly sure how to have the good life they wanted. Just like us, some people probably thought they had to be rich or popular or famous to be happy.

Others thought if they wanted to please God, they only had to follow the rules. Some people thought they could earn God's blessings. But remember, God blesses us because He loves us, not because we're supergood.

**SAY** Jesus knew exactly how we can make God happy. He knew that what happens inside us—our thoughts, feelings, and attitudes—is far more important than anything else. That's more important than what happens to us and more important than anything we do.

Jesus taught the people how to change from the inside out. He started off with eight qualities He wants His followers to have. These are called the Beatitudes. We need to have these "attitudes" in our heart to help us "be" the person God wants us to be. Let's see what Jesus told the people.

→ Ask all the volunteers to hold up their **Beatitudes Card**.

**SAY** Do you notice anything special about all these things Jesus said? (*Allow responses until someone says they all start with the word Blessed.*)

That's right. When Jesus taught the people how to live, He started by promising eight ways to be blessed by God. It's a little hard to understand these verses, so we're going to



## TIP

Have a small group? Choose four volunteers and give each two cards.

continued →

learn them as our Cadet Code that will be easy for us to remember. Let's say those together.

- Ask the volunteers to turn around their cards.
- Lead the group in reading all nine Faith Facts in unison. (See sidebar.)

**SAY** Do you think Jesus stopped there? (*Group response*) No. He taught many things that day that are recorded in the Bible. He wants us to be just like the people who listened to Him that day. We can choose to listen and do what He says, or we can choose to do our own thing. It's up to us. Our first Faith Fact helps us remember to choose what to do. What does it say?

- Hold up the **Beatitudes Card** and lead the kids in saying the Faith Fact. (See sidebar.)

**SAY** Let's say today's Faith Fact one more time, but this time let's add the actions. (*To volunteers*) Can you help me with the actions? (*Allow responses.*) Let's say it together.

- Lead the kids in saying the Faith Fact with the actions.

**SAY** Thanks, volunteers, for helping with today's Bible Case File.

- Lead the kids in clapping as the volunteers are seated.

**FAITH FACTS**



I will live for God.  
 I will ask for help.  
 I will admit my sin and not do it again.  
 I will be strong and easy to live with.  
 I will always want more of God.  
 I will see the need and make a difference.  
 I will keep my heart clean.  
 I will make peace wherever I go.  
 I will do what's right even when it's hard.

**FAITH FACT**



I will live for God.



## ➤ RESPONSE TIME



*Kids will be given the opportunity to pray for God's help in living for Him.*

### YOU WILL NEED

- Microwave Oven Picture from the **Faith Case CD-ROM**
- Oven Picture from the **Faith Case CD-ROM**

### GETTING READY

- ✓ Print the Microwave Oven Picture and the Oven Picture from the **Faith Case CD-ROM**.

➔ Display the Microwave Oven Picture and the Oven Picture.

**SAY** Before we can be blessed, we need to choose to live for God. Then we need to keep choosing to follow Him.

Choosing to live for God is like both a microwave oven and a regular oven. Which of these ovens cooks food faster? (*The microwave*) Which would you most likely use to bake a cake? (*The oven*)

➔ Hold up the Microwave Oven Picture.

**SAY** A lot of people think when we choose to ask Jesus into our heart and life, we're automatically made perfect. They think it's like cooking something in the microwave. You put it in for a few seconds, and it's done. Do you think that's how it works? (*Group response*)

When we choose to ask Jesus into our heart and life, we are changed right away—even faster than a microwave cooks food. But that's only the beginning. It's one big choice and one big change, but it's not our last choice or our last change.

➔ Hold up the Microwave Oven Picture.

**SAY** Becoming like Jesus is like cooking something in a regular oven. Learning how to live for Him takes time and patience. We have to make many choices to please Jesus. Some of those are big choices and some are small, but they're all part of becoming like Him.

How many of you like cake? (*Group response*) It takes some time and patience to bake a cake in the oven just like it takes time to learn how to live for Jesus. But both of these things are definitely worth the wait.

So, how do we become like Jesus? First of all, we invite Him into our life. Even faster than a microwave cooks, Jesus will come in and forgive our sins.

Second, Jesus also wants us to choose to live for Him. We keep choosing to love and obey Him every time we have a choice. But we have help in making our right choices. Jesus



## SALVATION

**Say**, "One problem everyone has is sin. We all sin, and while God loves us more than we can understand, He can't stand sin. Sin separates us from being His friend. But because God loves us so much, He gave His only Son, Jesus, to pay for our sins. If we admit that we are too poor to pay for our sins and ask God for His forgiveness, God will forgive our sins. Would you like to admit that you need God's help with your sins?"

- Pause for kids to respond.
- Pray the following prayer with those kids who have responded for salvation.

Dear God, thank You for loving me so much that You sent to Your Son Jesus to die and pay for my sins. Thank You that Jesus came back to life again. I admit that I have sinned. Please forgive my sins. Jesus, please come to live in my heart and life. Help me to love You and live for You. Amen.

continued ➔

lives in us and helps us become more like Him. But making right choices and becoming like Jesus takes time, just like baking a cake in an oven.

I'm going to lead us in prayer that all our choices will help us to be like Jesus.

→ Pause after each phrase and let kids repeat after you.

Dear Jesus, thank You for loving me so much! I know I have done wrong things. Please forgive me. I want You to come into my heart and life. Help me to live for You. I want Your blessing on my life. Help me to make right choices to live as You want me to live. I want my friends and family to see me become more like You, so they will choose to live for You too. Amen.

**SAY** Anytime you need help, just stop where you are and ask God to help you. Remember today's Faith Fact. Say it with me. *(See sidebar.)* ■■■

**FAITH  
FACT**



I will live for God.

## ➤ CHALLENGE QUESTIONS



*Optional: Got more than 10 minutes left? Help kids review what they have learned.*

**SAY** This has been a great investigation! Let's see how much you remember. I'll ask a question, and you shout out the answer. Ready? Let's review.

What word do we use for the eight attitudes Jesus wants His followers to have?

**SAY** What's the best answer? (*Point to the kids and pause for responses.*) Beatitudes. These are eight traits that help us live for God. We'll talk about them more in our coming Faith Case investigations.

Our Truth Verse tells us that those who fear and obey the Lord are what?

**SAY** What's the answer? (*Point to the kids and pause for responses.*) Blessed. Being blessed by God is getting His approval on our life. He gives us that approval because He loves us.

Is being blessed a good thing or a bad thing?

**SAY** What's the answer? (*Point to the kids and pause for responses.*) A good thing! We all want to be blessed by God. His blessing is a way He shows His love for us. He shows His blessing, His approval of us, by giving us joy and peace and other good things. It doesn't get much better than that.

When we ask Jesus into our heart and life, who do we start to act like?

**SAY** What's the answer? (*Point to the kids and pause for responses.*) Jesus. As we try to live for Jesus, He helps us become more like Him. Jesus wants us to succeed as we try to do what He wants us to do.

Are we instantly perfect when we choose to follow Jesus?

**SAY** What's the answer? (*Point to the kids and pause for responses.*) No! We are changed and forgiven of our sins, but becoming like Jesus takes time. That's why Jesus took the time to give us directions to help us follow Him.

**SAY** Great job, investigators! Give yourselves a hand.

➔ Have the kids clap for themselves.

> WRAP-UP



YOU WILL NEED	GETTING READY
<input type="checkbox"/> Copies of the Case Summary from the <b>Faith Case CD-ROM</b>	<input checked="" type="checkbox"/> Make copies of the Case Summary (one per kid) from the <b>Faith Case CD-ROM</b> .

**SAY** Our Faith Fact helps us remember to choose to live for God. Let's say it together and do the actions.  
 → Lead the kids in saying the Faith Fact with actions. (See the sidebar.)

**SAY** What does our Truth Verse tell us happens when we obey God? (We're blessed.) Let's say our Truth Verse together.  
 → Lead the kids in saying the Truth Verse. (See the sidebar.)


**SAY** I'm so glad I've been able to investigate living for God with you. This is the first of the investigations we have together as we find out about the Beatitudes. I've learned a lot and had a lot of fun.

I can't wait for our next case. *Faith Case: The Beatitudes* is going to be a great adventure. Now, go and share what you've discovered and be blessed!


- Hand out copies of the Case Summary page.
- Have more time left? Try one of the **Beatitudes Cards** activities.

**FAITH FACT** 

I will live for God.


**TRUTH VERSE** 

**Psalm 128:1**  
 Blessed are all who fear the Lord, who walk in obedience to him.

**PLAN AHEAD** 

**Faith Case Offering Project**  
 Session 6 introduces the mercy project for Convoy of Hope (or the project of your choice). Look over that session and its video plus the information on page 5 of this Guide.

**PRINT CASE SUMMARY**



**BEATITUDES CARDS**

