

LEAD INVESTIGATOR GUIDE



Gospel Publishing House  
Springfield, Missouri  
33-5023

## Reproducibles

- DO** Make copies of this book if you (or someone in your organization) are the original purchaser. Please follow the instructions provided.
- DO** Make copies of this book if you are using the copies you make for a noncommercial purpose (such as promotion or teaching) within your church or organization.
- DON'T** Make copies if you or your organization are not the original purchaser of this book.
- DON'T** Make copies if you are using the material in or on a product for sale.

---

SPONSORED BY THE AG TRUST

---

Faith Case<sup>®</sup> was developed by the  
following children's ministry leaders.

Brian Dollar  
Melody Jones  
Randy Jumper  
Rod Loy  
Aaron Stone  
Gary Tomlinson  
Charity Workman

Scripture quotations taken from The Holy Bible, New International Version®, NIV® Copyright © 1973, 1978, 1984, 2011 by Biblica, Inc.™ Used by permission. All rights reserved worldwide.

The “NIV” and “New International Version” are trademarks registered in the United States Patent and Trademark Office by Biblica, Inc.™

© 2011 by Gospel Publishing House, 1445 N. Boonville Ave., Springfield, MO 65802. All rights reserved. No part of this book may be reproduced, stored in a retrieval system, or transmitted in any form or by any means—electronic, mechanical, photocopy, recording, or otherwise—without prior written permission of the copyright owner, except brief quotations used in connection with reviews in magazines or newspapers or as specified on this page under Reproducibles.

Printed in United States of America

## DEAR LEAD INVESTIGATOR,

Thank you for joining me for Faith Case: The Beatitudes. I've got everything planned out, and I know I can count on you to lead the activities in this Lead Investigator Guide. Here are some important things you need to know:

### → What is *Faith Case: The Beatitudes*?

In this Faith Case investigation, we're helping kids discover the Beatitudes and explore how each one applies to their life. The whole investigation is summed up in the words of our Session 1 Faith Fact: I will live for God.

### → How many investigations are there?

You'll help me lead nine investigations. The first investigation introduces the Beatitudes and living for God. The next eight investigations each explore one beatitude. This journey will be a memorable one. I wish I could be there with you personally.

### → What does the Lead Investigator do?

You'll find Faith Case is easy to use. Just follow the instructions in this Lead Investigator Guide for the games, object lessons, Bible Case Files, and other activities.

### → Who is Faith Case designed for?

I recommend that your investigators-in-training be in grades 1–5.

I look forward to getting to know you better as we investigate the Beatitudes together.

God bless and good hunting!

## The Commissioner

The Commissioner



P.S. I've come up with a list of must-know tips. See pages 14–16 of this *Lead Investigator Guide*.

## CONTENTS

Intro . . . . .	3
1—Living for God . . .	17
2—Asking for Help . . .	37
3—Admitting My Sin . .	55
4—Letting God Control Me . . . . .	73
5—Hungering for God . . . . .	93
6—Meeting Others' Needs . . . . .	111
7—Keeping My Heart Clean . . . .	135
8—Choosing Peace . .	153
9—Doing What's Right . . . . .	173





# WHAT'S NEW IN THIS FAITH CASE?

## More fun stuff on the Web site



[www.FaithCase.com](http://www.FaithCase.com)

We added some great new items:

- Investigator Field Reports can be printed and sent home with your investigators-in-training. These pages encourage kids to watch the session videos at home and look for interesting details. Of course, watching the videos again also reinforces what kids have learned.
- A worship song designed to help kids enter into worship
- A Decoder with secret messages
- Faith Case wallpaper for your computer desktop

## Promotion Video

Play the Countdown/Promo segment on the DVDs to spark interest for your kids about the upcoming Faith Case sessions.

## Fire Bible for Kids page numbers

We want to help your kids read the Bible at home. The *Fire Bible for Kids* is specifically designed for kids with kid-friendly art. Introductions to the Bible books, notes, and articles help kids explore important Bible truths.



We're providing page numbers to help kids find the Faith Case Bible stories for both the New International Version and the New King James Version. Look for the page numbers on the Case Summary pages.

Are you interested in buying a *Fire Bible for Kids*? Both versions in a variety of styles are available at [www.FaithCase.com](http://www.FaithCase.com) or at [www.GospelPublishing.com](http://www.GospelPublishing.com).



# FAITH CASE OFFERING PROJECT

*Help Convoy of Hope give one million meals to kids around the world*

## Here's the plan



A special offering project is an integral part of this Faith Case investigation. In Session 6, we explore mercy. Then we challenge kids to put mercy into action with a special offering

for Convoy of Hope.

Convoy of Hope is a faith-based, nonprofit organization which has served more than forty-three million people with international children's feeding programs, community outreaches, and disaster response. In Session 6, send offering envelopes home to be filled and brought back during Session 9.

## Every offering counts

Just twenty cents will buy a meal for a hungry child. Challenge your kids to give as many meals as they can.

The goal is for all the Faith Case groups to band together and provide one million meals. We'll post our giving progress on the Beatitudes page at [www.FaithCase.com](http://www.FaithCase.com).

Send your offering to:

FaithCase Convoy of Hope Offering (020751)  
1445 N. Boonville Ave.  
Springfield, MO 65802

**Your tax-deductible contribution will help Convoy of Hope feed kids around the world.**

## Special video

A special video appeal has been prepared for the Session 6 Response Time. Hal Donaldson, founder of Convoy of Hope, shares his vision for feeding hungry kids.



P.S. There's also a video to share with the adults to let them see what's happening in the kids' service. Check out the Offering Update on any of the three DVDs.

## Easy offering printables

Labels. The Faith Case CD-ROM has label art to print on 2-x-4 inch stickers. You can attach these labels to letter-size envelopes, one per kid plus extras.

In Session 6, give the labeled envelopes to the kids. Encourage them to bring back the filled envelopes to Session 9. If they bring them back in Session 7 or 8, give them another envelope.

Posters. Also on the Faith Case CD-ROM is poster art to help your group track the meals they're giving. Poster art is provided to fit 8½-x-11 (letter), 8½-x-14 (legal), and 11-x-17 (tabloid) paper.



Or choose your own project. The Convoy of Hope Video in Session 6 is optional. The goal is to get your kids excited about helping others in a mercy project.

# WHAT'S IN THE FAITH CASE KIT?

## Lead Investigator Guide

Everything you need to know to lead the Faith Case investigations.

## The Beatitudes

This book by Dr. George O. Wood helps Lead Investigators and other adults gain insight into the Beatitudes. Use the questions provided in each chapter to explore how the Beatitudes apply to your daily life. This book can be used as a personal devotional resource or as the basis for an adult Bible study.

## CD-ROM

Easy-to-print resources make getting ready easy. There's a complete *Lead Investigator Guide* if you need to print an extra copy. Plus check out the extras just for investigators (badges, identification cards, certificates, etc.).

## The Beatitudes Posters

Remind kids of the nine Faith Facts for *Faith Case: The Beatitudes*.



## Briefcase

This really cool metal case holds all your files for Faith Case. Only you and the Commissioner will know how the information comes to you!

## 3 DVDs

Packed with lots of video updates for every session. Don't miss these helps—

**Countdown**—One minute of fun that will help you gain kids' attention before you start each session.

**Greeting**—After each Countdown, the Commissioner welcomes your kids to begin each investigation.

**Updates**—Each session has three video story updates that reinforce the session theme.

**Games & Activities Helps**—Pictures and 60-second timers add excitement to Faith Case games.

## Beatitudes Cards

The two-sided cards can be used for a variety of games. See the games pages included in the **Beatitudes Cards**.

These cards provide a great theme-related room decoration that reinforces the Beatitudes as well as the weekly Faith Facts.

## Case Folders

Fill these with e-mails and resources from the Commissioner. Details are found in each session.

# HOW DO I SET UP FOR FAITH CASE?

## Kit Resources

Everything in your Faith Case Kit has a purpose. Here are some basics to help you get ready for *Faith Case: The Beatitudes*.



### Briefcase

1. Empty it to get ready for each session.
2. Bring the filled **Briefcase** with you to each session.  
(See Case Folders.)
3. Open it when the **Lead Investigator Guide** says that the Commissioner has sent information to your investigators.

### Case Folders

1. Label them as 1, 2, 3, etc. Use the extra folders as spares.
2. Print off the session's resources from the **CD-ROM**. Follow the instruction on the printed items and in the activities to fill the folders. (See the Planning section at the beginning of each session.)
3. Place **Case Folders** in the **Briefcase** to be "sent" from the Commissioner during the session.



### The Beatitudes Poster

1. Display in your Faith Case room.
2. Read the Faith Facts, simple easy-to-remember statements that describe how to live for God through the Beatitudes.

**NOTE:** There is one Faith Fact to describe the entire investigation and one for each of the eight Beatitudes in Matthew 5.

### CD-ROM

1. Print out the resources for each session.
2. Follow the instructions at the bottom of every page to organize these resources before each session.
3. Make copies of the Case Summary (1 per kid).

**NOTE:** Don't miss the extras on the **CD-ROM** to add more fun for your kids.





# GETTING READY



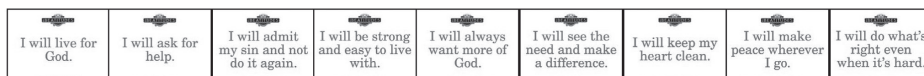
## Beatitudes Cards

1. Use the cards for review games during your Faith Case sessions.  
See the ideas on the games pages.
2. Display the entire set of cards in order or you may wish to add one card per session.
3. If you wish, display a second set of cards, Faith Fact side out, below the first set.

### FRONT



### BACK



## TV or Screen for the DVDs

1. You'll need a DVD player and TV or a projector and screen.  
The DVD will play during the entire session. Make sure kids can see from every seat in the room.
2. If someone else is handling media, print a **Lead Investigator Guide** for this person from the CD-ROM.
3. Select the correct DVD for the session.
4. If you're playing the DVD on a computer, use "Enter" to advance to the next segment.

NOTE: While you're leading session segments, the Faith Fact and Truth Verse will appear on the screen. You'll refer to them often, so be sure to leave the DVD playing the whole time.



## Web site

Go to [www.FaithCase.com](http://www.FaithCase.com) to find these helpful resources:

- Investigator Field Reports to be printed and sent home with your investigators-in-training. These pages encourage kids to watch the session videos at home.
- "I Will" worship song designed to help kids enter into worship
- Decoder with secret messages



NOTE: Carefully read the Planning section for each Faith Case session. Some sessions will require additional simple setup (hiding things around the room, taping things under chairs, etc.).

# SESSION OVERVIEW

**CASE SUMMARY** • Every session begins with an overview called the Faith Focus. This lets you know what kids will investigate. It's also designed to be shared with parents after each session. (See Case Summary information on the next page.)

**PLANNING** • This handy summary lets you know how to get ready before the session begins. Also, if you have more than one Lead Investigator, the Session Segment box at the top of the page is a great place to note who will lead each part.

**COUNTDOWN** • All sessions begin with this 1-minute transition that's on each DVD. As the clock ticks down, your kids can prepare to start the session.

**COMMISSIONER'S GREETING** • Play the Commissioner's Greeting segment from the DVD to open each session.

**WELCOME** • Introduce your investigators to the current Faith Case investigation.




**UPDATE 1** • Watch Cadets Ayliana and Riley discover the focus of each investigation.

**GAME** • Get kids active as they learn about the session's theme.

**OBJECT LESSON** • Connect the theme to everyday life.


**UPDATE 2** • More details about the investigation mixed with fun as Cadets Ayliana and Riley explore new situations.

**FAITH FACT FEATURE** • A fun skit introduces and reinforces the Faith Fact for the session.



THIS ICON  MEANS: FIND THESE SEGMENTS ON THE DVDS!


**NOTE** • Every session includes the same activities with the order adjusted to provide good lesson flow.



**FAITH FACT ACTIONS** • Printed pictures and descriptions of the Faith Fact actions seen on the video help investigators practice and learn the Faith Fact.

**TRUTH VERSE ACTIVITY** • Games and other activities reinforce the Truth Verse.

**BIBLE CASE FILE** • Each selected Bible story is taught in a fun and interactive way to help kids explore how God's Word applies to their life.



**UPDATE 3** • The cadets, with help from the Commissioner and Sam the Super Agent wrap up the case.

**CADET CODE** • Reinforce and review all nine Faith Facts with the Cadet Code.

**OPTIONAL: BEATITUDES REVIEW** • Use the Beatitudes Cards to review the Beatitudes. Games ideas are provided with the cards.

**RESPONSE TIME** • Kids reflect on the session theme and spend time with God, asking for His help in living out the Beatitudes.

**CHALLENGE QUESTIONS** • Five questions provide a quick and easy review of the session.

**WRAP-UP** • Review the session's Truth Verse and the Faith Fact one more time before the kids leave.

**CASE SUMMARY** • Don't forget this very important part! Send home a copy of each session's Case Summary after every session to let parents know what their kids are learning. Best of all, kids get the TOP SECRET password to review the Faith Case Updates again and again at [www.FaithCase.com](http://www.FaithCase.com).

**! RESPONSE TIME**  
is when kids apply the Bible to their life. In each session, be sure to give plenty of time for kids to respond to God.



# WHY DOES FAITH CASE INCLUDE RESPONSE TIMES?

## What is the purpose of Response Time?

Response Time is the time when kids talk to God in prayer and listen for His guidance. In each session, you lead kids on a journey to understand how to live for God. When we learn something new about God, the Holy Spirit does His best work when we quiet ourself before Him and allow Him to guide us. That's the purpose of Response Time.

## Do kids really understand what Response Time is?

Jesus was very clear in Mark 10:13–16 that we must become like little children to enter heaven. Children trust without question. They have faith and hope even when it seems there should be none. But most of all, they love unconditionally. Jesus pointed out that children innately respond to God appropriately. Our job is to make the time, place, and atmosphere for them to do so.

## Why do kids need Response Time?

Time spent responding to God is vital for both adults and children. The habits that children develop shape how they approach things as teens and adults. All believers, young or older, need to meet and respond to a holy and loving God.

## How do I prepare for Response Time?

Even as we have prepared these sessions for you, the Holy Spirit has been doing a

work in our hearts. We encourage you to allow the Holy Spirit to work in you as you prepare and present these sessions. Use each Response Time to give the Holy Spirit time to work in your kids. Prayerfully read the Beatitudes and consider what God wants to do in the life of each child you lead.

## Should I give a salvation invitation in each Response Time?

God deals with everyone in different ways at different times. We never know when the Holy Spirit will touch a child's heart for salvation, so every Response Time offers an easy-to-follow suggestion to lead kids to Jesus. (Also see the Salvation Plan on the next page.)

## Does Response Time only happen at the front of the room?

Many leaders ask kids to come to the front of the room for Response Time. However, you may let kids pray kneeling, seated, or standing at their seat. Response Time is about time spent with God, not about physical location.

## What if kids don't seem to respond?

Be patient, encourage when necessary, and bring instruction if needed. But most of all, provide that safe time and place each session for them to respond. Kids may be responding emotionally and mentally even when you see no external evidence of their response. Your Faith Case experience will be richer as Response Time helps kids develop the habit of responding to God.



# HOW TO LEAD A CHILD TO CHRIST

Salvation is a vital part of every Sunday School and children's church. As you present the session each week, make opportunities to invite children to accept Jesus as Savior. Following are basic steps to use when counseling children in this important area. Write the Scripture references on a card to keep in the front of your Bible.

## INVITATION

The purpose of the invitation is not to coax or plead with the children, but to give them an opportunity to accept Christ as their Savior and Lord. After you present the gospel, ask the children to bow their heads. Then ask if any child would like to receive Jesus. Invite each to come to the altar. Pray with each one who comes.

Use the salvation presentation plan in the session or the one at right. You can duplicate this plan and place it in your Bible.

## FOLLOW-UP

Leading a child to Christ signals the beginning of that child's relationship with Jesus. However, just as any relationship requires work after the initial introduction, a new Christian needs to develop his or her relationship with Christ.

In the weeks after the child prays for salvation, talk with him about the experience. Keep encouraging him to be faithful to pray, read his Bible, and attend church. Let him know you are available to help him as he grows in his relationship with Christ. Use the following for reference.

### BAD NEWS!

Everyone sins and sin separates us from God. It stops us from going to heaven. That is death.

*For all have sinned and fall short of the glory of God. (Romans 3:23)*

*The wages of sin is death, but the gift of God is eternal life in Christ Jesus our Lord. (Romans 6:23)*

### GOOD NEWS!

Salvation is free, a gift. We can't buy it, but God gives it to us. We just have to ask.

*(See Romans 6:23 above.)*

### IT'S YOUR CHOICE

You can ask Jesus to forgive your sins and come into your heart and life.

*To all who did receive him, . . . he gave the right to become children of God. (John 1:12)*

### LET'S PRAY

"Dear Jesus, I am a sinner. I have done wrong things. Please forgive me. Come into my heart and life. Help me love and follow You. Thank You for the gift of salvation. Amen."

### WHAT NOW?

Tell others that you have received Jesus as your Savior. And spend time with Jesus, your new Friend:

- read your Bible and pray every day
- love and obey God
- go to church

# HOW DO I ADAPT FAITH CASE FOR MY CHURCH?

## Teaching alone?

- No problem. You really only need more adults if you have to keep an eye on some of your investigators (like I need to keep an eye on some of my cadets).
- BE PREPARED! Sessions move fast to match kids' attention spans, so make sure you're ready to go.
- Read the *Lead Investigator Guide* for each session.
- Follow the Planning section to make sure you have everything you need.

## More than one Lead Investigator?

- Print off a second *Lead Investigator Guide* from the CD-ROM.
- Take turns leading activities or entire sessions.
- Use the Planning checklist to choose which activities each Lead Investigator will lead.

## What if I have less than an hour for my sessions?

Faith Case sessions are designed to last about an hour and half. If you have less time, try these options.

### **Option 1:** Condense your lesson.

- Play the Countdown.
- Give the Welcome.
- Play Update 1.
- Choose one if you have time: Game, Truth Verse Activity, or Object Lesson. If you don't have time, go straight to Update 2.
- Play Update 2 and the Faith Fact Feature.
- Present the Bible Case File.
- Play Update 3.
- Play the Cadet Code.
- Lead kids in Response Time.
- Give the Wrap-Up.

### **Option 2:** Use two sessions for each investigation.

- ♦ In the first session:
  - Play the Countdown.
  - Give the Welcome.
  - Play Update 1.
  - Choose one: Game, Truth Verse Activity, or Object Lesson.
  - Play Update 2 and the Faith Fact Feature.
  - Play the Cadet Code.
  - Lead kids in prayer.
  - Give the Wrap-Up
- ♦ In the second session:
  - Play the Countdown.
  - Give a revised Welcome.
  - Play the Faith Fact Feature.
  - Play Update 3.
  - Play the Cadet Code.
  - Choose one that you didn't do last session: Game, Truth Verse Activity, or Object Lesson.
  - Present the Bible Case File.
  - Lead kids in Response Time.
  - If you have time, use the remaining Game, Truth Verse Activity, or Object Lesson.
  - Give the Wrap-Up

## What if the adult service runs longer?

- The sessions don't include announcements, offering, or worship time, so add these to your service.
- Use the games suggested in the **Beatitudes Cards**.
- Challenge Questions are a great way to fill extra time. Just go back to previous sessions and see what kids remember. Divide up into teams for extra fun.



# WHAT'S THE SECRET OF THE FAITH CASE WEB SITE?

## TOP SECRET passwords!

Every session has a secret combination. Here's how it works:

### Case Summaries

1. Duplicate these for all your kids. Hand out each Case Summary after its session. Mail them to kids who are absent.
2. Encourage parents to review each case with their kids. This is an excellent opportunity for kids and parents to investigate the Beatitudes together.

**FAITH CASE®**  
**2 THE BEATITUDES: ASKING FOR HELP**

**FAITH FOCUS**  
 Kids will discover that being poor in spirit means we need to ask God to help us.

**What does it mean to be poor in spirit?**  
 Being poor in spirit means we know that we need God's help. Today's beatitude tells us that we need to ask for God's help.

**When should I ask for God's help?**  
 We can ask God to help us anytime we need Him. Our Faith Fact reminds us that we shouldn't think we know everything or need to do everything on our own. God wants to help us.

**What is an example of someone asking for God's help?**  
 Daniel is a good example of asking for God's help. Daniel obeyed God and did the right thing, even when people around him made it difficult. He prayed where everyone could see him and asked God to help him, even when his enemies made prayer illegal. Daniel trusted that God would be with him no matter what happened. Because Daniel was both faithful and poor in spirit, the king saw that Daniel's God is the one true God.

**TODAY'S BEATITUDE**  
 "Blessed are the poor in spirit, for theirs is the kingdom of heaven." Matthew 5:3

**CASE SUMMARY**

**FAITH FACT**  
 I will ask for help.

**TRUTH VERSE**  
 Matthew 5:3  
 "Blessed are the poor in spirit, for theirs is the kingdom of heaven."

**BIBLE CASE FILE**  
 Daniel Asks God for Help  
 Daniel 6:1-28

**FIRE BIBLE FOR KIDS**  
 NIV, pages 1078-1080  
 NKJV, pages 1113-1115  
 To order, visit [www.FaithCase.com](http://www.FaithCase.com).

**INVESTIGATORS:** Get more fun stuff and watch the Commissioner and cadets again at [www.FaithCase.com](http://www.FaithCase.com). Enter this password: **9865**

3. Point out the TOP SECRET code for kids to access the session's videos online.  
 Great for kids who miss a week, or if they want to share these videos with their friends. (And trust us, they will want to watch these videos again!)

# WHAT ELSE DO I NEED TO KNOW?

## What's most important in each session?

The Response Time, when kids respond to God. If you have an hour or less for your Faith Case sessions, omit an activity before the Bible Case File to make time for Response Time.

## Is there anything I need to add?

Faith Case doesn't include time for announcements, offering, or worship time. Feel free to add these and adjust your schedule accordingly.

## Why do the sessions move so fast?

Kids' attention span is usually their age plus 2 minutes, so most activities last 4–8 minutes. Time goes quickly, so have everything prepared before you begin.

## Who developed Faith Case?

The sessions were planned by experienced children's ministry leaders. (See the list at the beginning of this book.)

## What if I have younger kids in my group?

We've tried Faith Case with preschoolers. They'll have fun, but the concepts and activities aren't easy for them to understand.

## What about seating?

Sessions are written for a typical children's church setting where kids sit in rows facing the front of the room, but whatever works in your setting will work for Faith Case. Just be sure kids can easily see the TV/screen and you.

## What about snacks?

Snacks are a great addition to your Faith Case sessions, especially if your kids often

arrive hungry. A healthy snack will help hungry kids concentrate better.

## How can I find out more about the Beatitudes?

You'll find *The Beatitudes* by Dr. George O. Wood is easy to understand and provides questions to help you apply the Beatitudes to your life. You might want to order extra copies for parents and other Lead Investigators who have questions about the sessions.

## What if I still have questions?

## What if I have suggestions or ideas?

- Check out this Web site:  
[www.facebook.com/FaithCaseResources](http://www.facebook.com/FaithCaseResources)  
You can ask questions, find new information, and post your comments, pictures, and ideas.
- E-mail [newproducts@gph.org](mailto:newproducts@gph.org). Our team members will be glad to hear your input and answer your questions.

