

LEAD INVESTIGATOR GUIDE



Gospel Publishing House
Springfield, Missouri
33-5033



ARMOR OF GOD: GOD'S POWER

► FAITH FOCUS

Kids will discover that even though we face a strong enemy, God is even stronger. He's the Source of all power, and we can be strong in Him.

What challenge do we face because we're God's children?

As believers, did you know we are fighting against a strong enemy? Satan! It can look like we are fighting another person, just like David's enemy seemed to be Goliath. But David wanted to fight Goliath because he was attacking God's people.

Where do we find strength when facing these challenges?

We are not strong enough to defeat Satan on our own. David could be confident because he knew God would help him. God is more powerful than anyone—even Satan. No matter what we are facing, we can trust in God.

CADET CHALLENGE: Can you say all of Ephesians 6:10–18 before we finish investigating the armor of God? Here's what we've practiced so far.

¹⁰Finally, be strong in the Lord and in his mighty power. ¹¹Put on the full armor of God, so that you can take your stand against the devil's schemes. ¹²For our struggle is not against flesh and blood, but against the rulers, against the authorities, against the powers of this dark world and against the spiritual forces of evil in the heavenly realms. ¹³Therefore put on the full armor of God, so that when the day of evil comes, you may be able to stand your ground, and after you have done everything, to stand. ¹⁴Stand firm then, with the belt of truth buckled around your waist,

with the breastplate of righteousness in place, ¹⁵and with your feet fitted with the readiness that comes from the gospel of peace. ¹⁶In addition to all this, take up the shield of faith, with which you can extinguish all the flaming arrows of the evil one. ¹⁷Take the helmet of salvation and the sword of the Spirit, which is the word of God. ¹⁸And pray in the Spirit on all occasions with all kinds of prayers and requests. With this in mind, be alert and always keep on praying for all the Lord's people.

INVESTIGATORS: Get more fun stuff and watch Agent Regina again at www.FaithCase.com. Enter this password.

0921

CASE SUMMARY

FAITH FACT



I am weak, but God is strong.

BIBLE CASE FILE



Goliath Challenges God's People
1 Samuel 17:1–31

FIRE BIBLE FOR KIDS



NIV, pages 342, 343
NKJV, pages 354, 355

To order, visit www.FaithCase.com.

TRUTH VERSE



Ephesians 6:10



PLANNING

SESSION SEGMENT	LED BY
Countdown & Commissioner's Greeting	
Welcome & Faith Case Update 1.1	
Bible Case File	
Faith Fact & Game	
Faith Case Update 1.2 & Truth Verse	See actions on page 26.
Truth Verse Activity	
Faith Case Update 1.3 & Cadet Challenge	
Object Lesson	
Response Time	
Challenge Questions	
Faith Fact	
Wrap-Up	
Cadet Challenge	

FAITH FOCUS

Kids will discover that even though we face a strong enemy, God is even stronger. He's the Source of all power, and we can be strong in Him.

> COUNTDOWN & COMMISSIONER'S GREETING



> WELCOME & FAITH CASE UPDATE 1.1



> BIBLE CASE FILE

YOU WILL NEED

- ☐ E-mail 1.1 from the **Faith Case CD-ROM**
- ☐ **Case Folder 1**
- ☐ **Briefcase**
- ☐ Chair

GETTING READY

- ✓ Print E-mail 1.1 from the **Faith Case CD-ROM**.
- ✓ Place E-mail 1.1 in **Case Folder 1**.
- ✓ Place **Case Folder 1** in the **Briefcase**.
- ✓ Place a chair at the front of the room.

> FAITH FACT & GAME

YOU WILL NEED

- ☐ E-mail 1.2 and Pop Quiz from the **Faith Case CD-ROM**
- ☐ **Case Folder 2**
- ☐ **Briefcase**

GETTING READY

- ✓ Print E-mail 1.2 and the Pop Quiz from the **Faith Case CD-ROM**.
- ✓ Place E-mail 1.2 and the Pop Quiz in **Case Folder 2**.
- ✓ Place **Case Folder 2** in the **Briefcase**.



➤ FAITH CASE UPDATE 1.2 & TRUTH VERSE



➤ TRUTH VERSE ACTIVITY



➤ FAITH CASE UPDATE 1.3 & CADET CHALLENGE



➤ OBJECT LESSON

YOU WILL NEED

- ☐ E-mail 1.3 and Faith Fact Sheet from the **Faith Case CD-ROM**
- ☐ **Case Folder 3**
- ☐ **Briefcase**
- ☐ Safety step stool

GETTING READY

- ✓ Print E-mail 1.3 and the Faith Fact Sheet from the **Faith Case CD-ROM**.
- ✓ Place E-mail 1.3 in **Case Folder 3**.
- ✓ Place **Case Folder 3** in the **Briefcase**.
- ✓ Before the session begins, tape the Faith Fact Sheet high enough on the wall that the shortest kid can't reach it.

➤ RESPONSE TIME

➤ CHALLENGE QUESTIONS

➤ FAITH FACT



➤ WRAP-UP

YOU WILL NEED

- ☐ Copies of the Case Summary from the **Faith Case CD-ROM**

GETTING READY

- ✓ Make copies of the Case Summary (one per kid) from the **Faith Case CD-ROM**.

➤ CADET CHALLENGE



▶ COUNTDOWN & COMMISSIONER'S GREETING



This DVD segment gets kids focused on today's session. The Commissioner will introduce the Faith Fact and tell kids how to respond when she interrupts the investigation later.

- ▶▶ Play "Countdown & Commissioner's Greeting" from **Faith Case DVD A**.
- ▶▶ Play "Faith Fact" from **Faith Case DVD A**.



▶ WELCOME



Introduce the lesson topic by asking a few questions.

SAY Welcome, fellow investigators! We're starting a very exciting investigation of the armor of God. Today's case is all about being strong. What does it mean to be strong? (*Allow responses.*) Let's take a look at some pictures. When you see something that makes you think of being strong, shout out, "Strong!"

- ▶▶ Advance **Faith Case DVD A** to display each of the pictures. (*See sidebar.*)
- Allow time for the kids' responses after each picture.

SAY There were a lot of pictures of strong things and people. What about the other objects? Why aren't bubbles and balloons considered strong? (*They pop easily.*) What is the opposite of strong? (*weak*) Which word is used to describe God? (*strong*)

What a great start to our investigation. Let's find out more! ■■■

PICTURES

Team of horses
Rabbit
Balloon
Feather
Weight lifter
Construction workers
Bubble
Men planting tree
Man pulling cart
House of cards
Man breaking board
Eggs

▶ FAITH CASE UPDATE 1.1



New field agent Regina goes to a new school only to discover that she might not be strong enough to survive.

- ▶▶ Play "Faith Case Update 1.1" from **Faith Case DVD A**.



➤ BIBLE CASE FILE



Kids will hear the story of David preparing to fight the giant Goliath.

YOU WILL NEED	GETTING READY
<input type="checkbox"/> E-mail 1.1 from the Faith Case CD-ROM	✓ Print E-mail 1.1 from the Faith Case CD-ROM .
<input type="checkbox"/> Case Folder 1	✓ Place E-mail 1.1 in Case Folder 1 .
<input type="checkbox"/> Briefcase	✓ Place Case Folder 1 in the Briefcase .
<input type="checkbox"/> Chair	✓ Place a chair at the front of the room.

SAY Let's see if the Commissioner has sent us some instructions to get started.

- ➔ Open the **Briefcase** and pull out **Case Folder 1**.
- ➔ Pull out E-mail 1.1 and read it.

Dear Investigators, Today's investigation will reveal that there are times when we face challenges because we're God's children. You must remember we face a strong enemy, but we also serve a God who is stronger than anyone or anything. I've sent some instructions to help you with the Bible Case File. Your Lead Investigator knows what to do. Signed, The Commissioner.



SAY Today's Bible Case File tells us about a time when God's people, the Israelites, were at war with the Philistines. The Israelite army was camped on one side of a valley, and the Philistines were camped on the other side. Both armies were positioned for battle, but no one was fighting.

- ➔ Invite two groups of kids to the front of the room.
- ➔ Have one group stand on the right side of the stage area. They will represent the Israelite army.
- ➔ Have the other group stand on the left side of the stage area. They will represent the Philistine army.

SAY *(Speak to the volunteers.)* As I tell today's story, you'll need to act out what happens. Can you do that? *(Group response)* Let's practice. The armies were very strong. *(Pause while volunteers show their muscles.)*

Now show us how you'd look if you were scared. *(Pause while volunteers look scared.)* Very good. I think we're ready to begin.

SAY Each day, the Philistines sent out Goliath, their best fighter, to challenge the Israelites. Goliath was a really big guy. His armor weighed more than some adults weigh, and he was almost as tall as a basketball goal!

- ➔ Invite an adult volunteer (the largest male volunteer you have) to come to the front of the room to represent Goliath.



Don't have any male helpers? Recruit an adult or teen to "star" as Goliath for the Bible Case File story.

continued ➔

SAY Imagine standing near a man like Goliath. He was big, strong, and scary. Would you want to go to battle against a guy that big? (*Group response*) I know I wouldn't. That's why there was a battlefield, but no battle. The Israelite army was scared.

→ Pause for the Israelite volunteers to look scared.

SAY Every day Goliath walked out and said, "Choose a man and have him come and fight me. (*Pause to let Goliath repeat after you.*) If he's able to fight and kill me, we'll become your servants. (*Pause to let Goliath repeat after you.*) But if I kill him, you'll become our servants." (*Pause to let Goliath repeat after you.*)

SAY No one came forward to fight. All the Israelite soldiers were too afraid. Look afraid, Israelites. (*Pause for responses.*) So, Goliath would laugh at them and shout insults at them and their God.

SAY Things looked hopeless for more than a month. Then a young man named David showed up in the Israelite camp.

→ Select the smallest boy in the room to represent David.

→ Position him in the middle of the Israelite army.

SAY David was too young to fight in the army. He took care of his father's sheep. He had been sent to bring food to his older brothers who were in the army. David wasn't what most people would consider big or strong, but he had a strength that came from God that people couldn't see.

When David heard what Goliath was saying about God and the Israelites, he was very surprised. (*Pause for David's response.*) He couldn't believe that the Israelite army was scared of Goliath. (*Pause for Israelite army to look scared.*) David got angry (*pause for David's angry response*). He started asking the men in the Israelite army why no one had accepted Goliath's challenge.

→ Have David move from person to person in the Israelite army pretending to ask questions.

SAY David realized this wasn't just a battle for Israel. Who do you think David thought he needed to fight for? (*Group response*) He needed to fight for God!

David understood that Goliath wasn't just picking on the people of Israel. Goliath was mocking and laughing at God. David recognized that this was a spiritual battle. But everyone was shocked when he volunteered to fight Goliath. They were shocked because David was so small, and Goliath was so big.

continued →

→ Ask David and Goliath to stand next to each other.

SAY Do you think David could win a fight against such a strong enemy by his own strength? (*Group response*) On his own, David didn't have a chance. But David understood our Faith Fact. Do you remember what it is? (*Group response*)


→ Lead the kids in saying the Faith Fact. (*See sidebar.*)

SAY David knew that even though he wasn't strong enough to fight Goliath, he served a God who was. David knew that God would be with him, and he wouldn't have to fight alone. If Goliath tried to fight God, who do you think would win? (*Group response*) Goliath was big, strong, and scary, but he was still no match for God and all His power.

When King Saul heard that David had volunteered to fight Goliath, he sent for David. We'll find out what happened next in another investigation. Thank you, volunteers.

→ Let the volunteers return to their seats.

SAY It's great to know that when we face challenges, we don't have to do it alone because we're God's children. Who will be with us? (*God*) We may face a strong enemy, but our God is even stronger! What a great Bible Case File! ■■■



➤ FAITH FACT



Kids will stand and say the session's Faith Fact along with the DVD.

▶▶ Play "Faith Fact" from **Faith Case DVD A**.



> GAME



The kids will play a game that helps them identify spiritual warfare in their lives.

YOU WILL NEED	GETTING READY
<input type="checkbox"/> E-mail 1.2 and Pop Quiz from the Faith Case CD-ROM	<input checked="" type="checkbox"/> Print E-mail 1.2 and the Pop Quiz from the Faith Case CD-ROM .
<input type="checkbox"/> Case Folder 2	<input checked="" type="checkbox"/> Place E-mail 1.2 and the Pop Quiz in Case Folder 2 .
<input type="checkbox"/> Briefcase	<input checked="" type="checkbox"/> Place Case Folder 2 in the Briefcase .

SAY I think David and Goliath were a great example of a spiritual battle. Goliath sure didn't like God's people, did he? (*Group response*) I hope the Commissioner shows us what spiritual battles might look like for you and me. I think she's sent us some more instructions. Let's see what she has to say.

- Open the **Briefcase** and pull out **Case Folder 2**.
- Pull out E-mail 1.2 and read it.

Dear Investigators, Just like David and the Israelites, we can face spiritual battles too. Satan can attack us in a number of ways. I've sent a game to help you identify some of the tactics he uses to hurt us spiritually. Signed, The Commissioner.



SAY The Commissioner sent us a Pop Quiz. I'll read a situation. If you think it could be a spiritual fight, stand up. If the thing has happened to you, raise your hand in the air. If you don't think it's a spiritual fight, remain in your seat. Does everyone understand? (*Group response*) Let's try a few together.

1. You run out of toothpaste and can't brush your teeth. (*Pause for responses.*)

SAY That's not a spiritual battle, is it? I think they're going to get harder though.

2. A person laughs when you tell him you go to church. (*Pause for responses.*)

SAY Does God want us to go to church? (*yes*) Do you think Satan wants us to miss church? (*yes*) This can be a spiritual battle. I think you've got the idea. Let's do the rest of them.

- Read the situations from the Pop Quiz sheet.
- At the end of the list, ask the kids to return to their seats.




TIP

Be discerning about this activity. Our answers are general recommendations. Read through the list and skip or add questions as needed for your group. But be willing to have fun too. Help kids develop a healthy, joyful attitude about spiritual warfare.

continued →

SAY It seems like spiritual battles happen more than we think. Satan really doesn't want us to live for God. Now that we know some of the ways he tries to attack us, maybe we can be better prepared. It's good to know that we have God on our side! Let's see if Agent Regina is learning as much as we are. ■■■

POP QUIZ



▶ FAITH CASE UPDATE 1.2



Mr. Venture worries that Agent Regina isn't strong enough for her assignment.

▶▶ Play "Faith Case Update 1.2" from **Faith Case DVD A**.



▶ TRUTH VERSE ACTIONS



Kids will learn the Truth Verse actions for this session. Actions to reinforce the Truth Verse are on the DVD and shown below as well.

▶▶ Play "Truth Verse Actions" from **Faith Case DVD A**.

Finally, be strong in the Lord
and in his mighty power.



(Show biceps, make fists.)

**TRUTH
VERSE**



Ephesians 6:10

Finally, be strong in the Lord
and in his mighty power.

➤ TRUTH VERSE ACTIVITY



The kids will practice saying the Truth Verse while doing exercise.

SAY I've got a great way for us to practice this verse together.
Everyone, stand up!

➔ Have the kids stand up.

SAY First, let's practice the verse and actions again.

➔ Lead the kids in saying the Truth Verse and doing the actions.
(See previous page.)

SAY Now let's see how many times we can say the verse like that
in 60 seconds. Ready?

▶▶ Advance the DVD to start the timer.

➔ Lead the kids in the Truth Verse and actions until the time runs
out.

➔ Count the repetitions of the verse.

SAY That was fun! We said the verse (*number*) times. Who thinks
we can say it more times if we do it again? (*Group response*)
Let's see how many times we can say it. We'll count before
we say it each time. Ready?

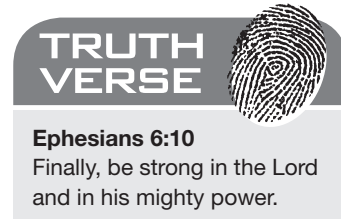
▶▶ Choose the left arrow on the DVD to reset the timer. Then
click forward to restart the timer.

➔ Lead the kids in the Truth Verse and actions until the time runs
out.

➔ Count the repetitions of the verse.

➔ Then ask the kids to sit down.

SAY That was great! We said the verse (*number*) times in 60
seconds. I think we've got the first verse down. Let's see
what's happening with Regina. ■■■



Ephesians 6:10

Finally, be strong in the Lord
and in his mighty power.

▶ FAITH CASE UPDATE 1.3

It's revealed that the "Boss" behind the bullying at school is the Spoiler and he's targeted Agent Regina.

▶▶ Play "Faith Case Update 1.3" from **Faith Case DVD A**.



▶ CADET CHALLENGE

Kids will review the Truth Verse Actions for the first verse of Ephesians 6:10-18.

▶▶ Play "Cadet Challenge" from **Faith Case DVD A**.



¹⁰Finally, be strong in the Lord and in his mighty power.

➤ OBJECT LESSON



The kids will see an object lesson that illustrates how we have God to help us when we need it.

YOU WILL NEED	GETTING READY
<input type="checkbox"/> E-mail 1.3 and Faith Fact Sheet from the Faith Case CD-ROM <input type="checkbox"/> Case Folder 3 <input type="checkbox"/> Briefcase <input type="checkbox"/> Safety step stool	<input checked="" type="checkbox"/> Print E-mail 1.3 and the Faith Fact Sheet from the Faith Case CD-ROM . <input checked="" type="checkbox"/> Place E-mail 1.3 in Case Folder 3 . <input checked="" type="checkbox"/> Place Case Folder 3 in the Briefcase . <input checked="" type="checkbox"/> Before the session begins, tape the Faith Fact Sheet high enough on the wall that the shortest kid can't reach it.

SAY The Commissioner has given us a big challenge to learn all of Ephesians 6:10–18. Who thinks we can do it? (*Group response*) I think we can too. Speaking of challenges, I think the Commissioner has sent us another challenge to learn more about God's armor.

- ➔ Open the **Briefcase** and pull out **Case Folder 3**.
- ➔ Pull out E-mail 1.3 and read it.

Dear Investigators, Ephesians 6:10–18 tells us about God's armor. I need the shortest person in the room to help me. Your Lead Investigator knows what to do. Signed, The Commissioner.



SAY Who's the shortest person here today? (*Choose the volunteer.*) We need you to help us out with this challenge. Can you see that paper high up on the wall? I need you to get it down for me.


- ➔ Let the short volunteer attempt to pull down the Faith Fact Sheet.

SAY There seems to be a problem here. What is it? (*Allow responses.*) Do you think our volunteer can take down the paper alone? (*Group response*) What do you think our volunteer needs? (*help*)

- ➔ Offer to hold a step stool for the kid so he or she can reach the sheet and take it down.

SAY That's better. Thanks for your help. (*Pause while the volunteer sits down.*) Why did our volunteer need help getting the page down? (*He or she couldn't reach the sheet.*) Just like I helped our volunteer, we need to remember that we need God's help. When we're facing spiritual battles, God will help us. We never have to face spiritual battles alone. We can't defeat Satan on our own. We need God to help us. That's exactly what today's Faith Fact tells us. Let's say it together.

- ➔ Say the Faith Fact together. (*See the sidebar.*)



▶ RESPONSE TIME



The kids will identify times they are picked on because they are living for God.

SAY We can rely on God to help us when we face spiritual battles. Let's think about times when we might need God's help. In the game earlier, we stood up when we heard situations that could be spiritual battles. Raise your hand if you've ever been picked on because you believe in God. *(Group response)*

SAY The Bible says we can go to God for help when this happens. Let's do that right now. Let's all think about a time when we have been teased for serving God. Maybe you're going through that at school or at home right now. While we think about that, let's pray for help.

→ Pray the following prayer.

Dear God, There are times when we feel picked on because we live for You. We aren't strong enough to handle these times on our own. We need Your help to be strong enough to win against this type of spiritual warfare. Thank You for all You do for us. We love You. Amen.

SALVATION



At every Response Time, begin by giving kids and opportunity to accept Jesus as Lord and Savior. See "How to Lead a Child to Christ" on page 13.

➤ CHALLENGE QUESTIONS



Optional: Got more time left? Help kids review what they have learned.

SAY We've been investigating the armor of God. Today's investigation was about being strong. Where does our strength come from? *(God)* What was your favorite part of this investigation? *(Allow responses.)*

Let's see how much you remember from our investigation. I'll ask five questions. Then I'll give you two possible answers. When I ask for the answer, just shout out the answer you think is right. Ready? *(Group response)* Let's go!

Which person from today's video knows how to depend on God's strength?
Regina or Logan

SAY What's the answer? *(Pause for responses.)* Regina. Agent Regina knows that she can rely on God and His strength instead of her own.

Do we face challenges because we are God's children?
Yes or no

SAY What's the answer? *(Pause for responses.)* Yes. There are times when we are teased or made fun of for serving God. We may face hardships and problems just because we live for God.

Who realized that Goliath's challenge to Israel was an attack on God?
Saul or David

SAY What's the answer? *(Pause for responses.)* David. When David heard what Goliath was saying, he understood that Goliath's attack wasn't just a physical battle. It was a spiritual battle too.

Who can we rely on when we feel spiritually weak?
God or ourself

SAY What's the answer? *(Pause for responses.)* God. When we feel spiritually weak, we can rely on God's strength. We serve a God who can handle everything. His strength is available to us when we need it.

Is God strong enough to defeat Satan, our enemy?
Yes or no

SAY What's the answer? *(Pause for responses.)* Yes! We aren't strong enough to defeat Satan on our own. But God is more powerful than anyone—even Satan. No matter what we are facing, we can trust God to help us.

SAY You all did a great job investigating today's case. Give yourselves a hand! Congratulations, investigators!

➔ Lead the group in clapping for themselves.

> FAITH FACT



Kids will stand and say the session's Faith Fact along with the DVD.

▶▶ Play "Faith Fact" from **Faith Case DVD A**.



> WRAP-UP



YOU WILL NEED

☐ Copies of the Case Summary from the **Faith Case CD-ROM**

GETTING READY

✓ Make copies of the Case Summary (one per kid) from the **Faith Case CD-ROM**.

SAY You all did a great job on our investigation! Can God help us be strong? (*yes*) Does Satan try to attack us spiritually? (*yes*) Even though we face a strong enemy, God is even stronger. Let's say our Truth Verse together one more time.

→ Lead the kids in saying the Truth Verse. (*See the sidebar.*)

SAY Good work, investigators. This was a great first case on the armor of God. See you next time for another exciting mission!

→ Hand out copies of the Case Summary page.

TRUTH VERSE



Ephesians 6:10

Finally, be strong in the Lord and in his mighty power.

> CADET CHALLENGE



The kids will experience a DVD review of Ephesians 6:10.

▶▶ Play "Cadet Challenge" from **Faith Case DVD A**.

→ Encourage the kids to say this session's verse with the video. If parents are waiting to pick up their kids, this is a great way to show them what the kids are learning. (*See above for the verse.*)



PRINT CASE SUMMARY

