

LEAD INVESTIGATOR GUIDE



Gospel Publishing House
Springfield, Missouri
33-5033

Reproducibles

DO Make copies of this book if you (or someone in your organization) are the original purchaser. Please follow the instructions provided.

DO Make copies of this book if you are using the copies you make for a noncommercial purpose (such as promotion or teaching) within your church or organization.

DON'T Make copies if you or your organization are not the original purchaser of this book.

DON'T Make copies if you are using the material in or on a product for sale.

SPONSORED BY THE AG TRUST

This Faith Case[®] was developed by the following children's ministry leaders.

Joshua Clinton
Brian Dollar
Melody Jones
Randy Jumper
Chris Leshner
Rod Loy
Aaron Stone
Gary Tomlinson
Charity Workman

Special thanks to New Covenant Academy (Springfield, Missouri)
for the generous use of their school facilities for filming the DVD segments.

www.newcovenant.net

Scripture quotations taken from The Holy Bible, New International Version®, NIV® Copyright© 1973, 1978, 1984, 2011 by Biblica, Inc.™ Used by permission. All rights reserved worldwide.

The “NIV” and “New International Version” are trademarks registered in the United States Patent and Trademark Office by Biblica, Inc.™

© 2012 by Gospel Publishing House, 1445 N. Boonville Ave., Springfield, MO 65802. All rights reserved. No part of this book may be reproduced, stored in a retrieval system, or transmitted in any form or by any means—electronic, mechanical, photocopy, recording, or otherwise—without prior written permission of the copyright owner, except brief quotations used in connection with reviews in magazines or newspapers or as specified on this page under Reproducibles.

ISBN: 978-1-60731-152-2

Printed in United States of America

Dear Lead Investigator,

Thank you for joining me for *Faith Case: Armor of God*. I've got everything planned out, and I know I can count on you to lead the activities in this *Lead Investigator Guide*. Here are some important things you need to know:

→ What is *Faith Case: Armor of God*?

In this Faith Case investigation, we're helping kids learn Ephesians 6:10–18 as they explore how they can “wear” the armor of God.

→ How many investigations are there?

You'll help me lead ten investigations. The first two investigations introduce Who fights for us, and who we are fighting against (Satan). The next seven investigations explore how the various pieces of God's armor help our Christian life. This journey finishes by encouraging kids to develop a spiritual warrior's prayer life by praying every day.

→ What does the Lead Investigator do?

You'll find Faith Case is easy to use. Just follow the instructions in this *Lead Investigator Guide* for the games, object lessons, Bible Case Files, and other activities.

→ Who is Faith Case designed for?

I recommend that your investigators-in-training be in grades 1–5. Younger kids may enjoy the videos and activities, but they have a hard time understanding everything about God's armor.

I look forward to getting to know you better as we investigate God's armor together.

God bless and good hunting!

The Commissioner

The Commissioner



P.S. I've come up with a list of must-know tips. See pages 14–16 of this *Lead Investigator Guide*.



CONTENTS

Intro	3
1—God's Power	17
2—Our Real Enemy ...	33
3—The Right Armor ...	53
4—Belt of Truth	71
5—Breastplate of Righteousness	91
6—Shoes of Readiness	111
7—Shield of Faith ...	129
8—Helmet of Salvation	147
9—Sword of God's Word	167
10—Prayer in the Spirit	185

What's new in this Faith Case?

More focus on Scripture memorization

Kids need to be armed for spiritual battle. They need “the sword of the Spirit, which is the word of God.” That’s why we’ve made memorizing Ephesians 6:10–18 a focus of *Faith Case: Armor of God*. Here’s how we’re helping kids memorize the passage.

Videos encourage memorization

The Commissioner begins each session by saying the passage during the Countdown. The Cadet Challenge helps kids learn the verses one segment at a time. Onscreen Mr. Venture demonstrates the actions.

Each session ends with the Cadet Challenge playing onscreen as the kids leave.

Sessions facilitate memorization

Each session’s Truth Verse is a part of the passage. As kids learn the Truth Verses, they learn the passage.

Truth Verse Actions enhance each session’s verse. The actions are related to the verse content to reinforce memorization.

Case Summaries aid memorization

The Case Summary pages that are sent home with kids contain the entire passage with that session’s portion highlighted.

Rewarding memorization

We recommend giving a Fire Bible for Kids (see facing page) to each kid who can say the passage from memory. We also provide a certificate on the CD-ROM.



Emphasis on Fire Bible for Kids

There’s a copy of this Bible in each kit. But keep the Fire Bible for Kids a **secret** until Session 9 when it is revealed on the video.

On the first page of each session, the Case Summary, we provide page numbers to help kids find the Faith Case Bible stories in their Fire Bible for Kids. Page numbers are provided for both the New International Version and the New King James Version of the Bible.

Why Fire Bible for Kids is unique

This Bible is designed for kids 8–12 years old who are ready to go deeper in their study of God’s Word. Unlike other study Bibles for kids, the Fire Bible for Kids was written by Spirit-filled writers to help kids desire, receive, and grow in the Spirit. Helps include the following:

- God’s Promises notes to help kids claim God’s promises for their own lives
- Character studies about Bible kids and Bible men and women whose stories inspire us
- Power for Life and Ideas notes help apply the Bible to life

Help arm kids for spiritual battle

Fire Bible for Kids will help Spirit-filled kids grow in their faith. That's why we recommend that you give your church a chance to present these Bibles to the kids in your Faith Case group. Here's how you can do that.

- Estimate how many Fire Bibles you want to purchase and how much that will cost. They are available at www.GospelPublishing.com.
- Take your cost estimate to your pastor and share your vision for giving each kid a copy of Fire Bible for Kids. Get permission to present the need to the church.
- Invite someone with a passion for kids to present the need and the opportunity to your church. This may be your pastor, a parent, a children's worker, or anyone else who passionately supports children's ministry.
- Give the presenter the talking points below, but give him or her the freedom to use their own concepts and words.

Talking points for Fire Bible offering

- Passing on the faith to our kids is vital.
- Nothing is quite as exciting as watching a kid grow in faith, developing God's character in his or her life.
- Kids need God's Word to develop their own faith, faith that will stand when they're on their own.
- Fire Bible for Kids is designed to help kids live a Spirit-filled life. The kid-friendly study notes were written by Spirit-filled writers for Spirit-filled kids.
- Would you agree with me that every child in our church should have one?
- We need \$_____ to purchase a Fire Bible for Kids for each child in Faith Case.
- Please give generously so we can present every child his or her own Fire Bible for Kids.
- This is an investment in the next generation.

KIDS AND SPIRITUAL WARFARE

The topic of spiritual warfare can easily get off balance. Some oversensationalize everyday events such as a sneeze by making everything an attack from Satan. They live in fear. Others deny Satan's work or activity, seeing things as simply coincidences or unfortunate choices. They deny Satan's power. Both extremes are dangerous for a Christian.

How do I keep a balanced view of spiritual warfare?

The Bible teaches that Christians do face attacks from Satan (Ephesians 6:12; 1 Peter 5:8). The Bible also teaches that Christians do not have a "spirit of fear" and that Satan's power is defeated (2 Timothy 1:7; Revelation 12:11). A balanced view of spiritual warfare is one that knows the enemy can and will attack, but knows that Satan is defeated through God's love and power.

Why do I need to wear the armor of God every day?

For a Christian, every day has the potential for spiritual warfare. When we accept Jesus as Savior, we gain an enemy—Satan. However, we gain a bigger ally—Jesus. The armor of God helps us defeat Satan.

What if a child asks a question about spiritual warfare I can't answer?

Tell the child you'll find the answer, then talk to your pastor if the question is particularly difficult. Encourage children to read the Bible for themselves to find the answer.

What's in the Faith Case kit?

Lead Investigator Guide

Everything you need to know to lead the Faith Case investigations.

Fire Bible for Kids

This Bible is revealed as a "secret weapon" in a Session 9 video update. We recommend buying these Bibles as prizes for the kids who memorize Ephesians 6:10-18. See page 5 for more information about this great Bible.

**TOP SECRET
REVEAL**
See Session 9

CD-ROM

Easy-to-print resources make getting ready easy. There's a complete *Lead Investigator Guide* if you need to print an extra copy. Plus check out the extras just for investigators (badges, identification cards, certificates, etc.).



Briefcase

This really cool metal case holds all your files for Faith Case. Only you and the Commissioner will know how the information comes to you!

3 DVDs

Packed with lots of video updates for every session. Don't miss these helps—

Countdown—One minute of fun that will help you gain kids' attention before you start each session.

Greeting—After each Countdown, the Commissioner welcomes your kids to begin each investigation.

Updates—Each session has three video story updates that reinforce the session theme.

Games & Activities Helps—Pictures and 60-second timers add excitement to Faith Case games.

Armor of God Poster

Help kids remember Ephesians 6:10–18 with this interactive poster.

Case Folders

Fill these with e-mails and resources from the Commissioner. Details are found in each session.

How do I set up for Faith Case?

Kit Resources

Everything in your Faith Case Kit has a purpose. Here are some basics to help you get ready for *Faith Case: Armor of God*.



Briefcase

1. Empty it to get ready for each session.
2. Bring the filled **Briefcase** with you to each session. (See Case Folders.)
3. Open it when the **Lead Investigator Guide** says that the Commissioner has sent information to your investigators.

Case Folders

1. Label them as 1, 2, 3, etc. Use the extra folders as spares.
2. Print off the session's resources from the **CD-ROM**. Follow the instruction on the printed items and in the activities to fill the folders. (See the Planning section at the beginning of each session.)
3. Place **Case Folders** in the **Briefcase** to be "sent" from the Commissioner during the session.



Armor of God Poster

1. Display in your Faith Case room.
2. Remove the bottom strip of armor pieces. Carefully cut out each armor piece along the black outlines. Place mounting putty or removable tape on the back of each armor piece. Let kids affix the armor pieces to the appropriate places. Hand them out and build the armor as kids review Ephesians 6:10–18.

CD-ROM

1. Print out the resources for each session.
2. Follow the instructions at the bottom of every page to organize these resources before each session.
3. Make copies of the Case Summary (1 per kid).

NOTE: Don't miss the extras on the **CD-ROM** to add more fun for your kids.



Getting ready

TV or Screen for the DVDs

1. You'll need a DVD player and TV or a projector and screen. The **DVD** will play during the entire session. Make sure kids can see from every seat in the room.
2. If someone else is handling media, print a **Lead Investigator Guide** for this person from the **CD-ROM**.
3. Select the correct **DVD** for the session.
4. If you're playing the **DVD** on a computer, use "Enter" to advance to the next segment.



What about seating?

Sessions are written for a typical children's church setting where kids sit in rows facing the front of the room, but whatever works in your setting will work for Faith Case. Just be sure kids can easily see the TV/screen and you.

www.faithcase.com

Web site

Go to www.FaithCase.com to find these helpful resources:

- Investigator Field Reports to be printed and sent home with your investigators-in-training. These pages encourage kids to watch the session videos at home.
- Decoder with secret messages.

NOTE: Carefully read the Planning section for each Faith Case session. Some sessions will require additional simple setup (hiding things around the room, taping things under chairs, etc.).

Session Overview

CASE SUMMARY • Every session begins with an overview called the Faith Focus. This lets you know what kids will investigate. It's also designed to be shared with parents after each session. (See Case Summary information on the next page.)

PLANNING • This handy summary lets you know how to get ready before the session begins. Also, if you have more than one Lead Investigator, the Session Segment box at the top of the page is a great place to note who will lead each part.

COMMISSIONER'S GREETING • All sessions begin with this 1-minute countdown which features the reading of Ephesians 6:10–18.

The countdown segments continues with the Commissioner's greeting and ends with the Commissioner introducing the Faith Fact for the session.

FAITH FACT • At several times during the session a sound will announce the Faith Fact. Kids will jump up and shout out the Faith Fact as it appears onscreen.

WELCOME • Introduce your investigators to the current Faith Case investigation.




UPDATE 1 • Watch Agent Regina discover the focus of each investigation.

GAME • Get kids active as they learn about the session's theme.


OBJECT LESSON • Connect the theme to everyday life.

UPDATE 2 • More details about the investigation mixed with fun as Agent Regina and Mr. Venture try to defeat the Spoiler.

THIS ICON  MEANS: FIND THESE SEGMENTS ON THE DVDS!




NOTE • Every session includes the same activities with the order adjusted to provide good lesson flow.



TRUTH VERSE • Kids will learn the Truth Verse actions for this session. Actions to reinforce the Truth Verse are shown on the DVD and in the **Lead Investigator Guide**. Each session will focus on one or two verses from the Ephesians 6:10–18 passage.

TRUTH VERSE ACTIVITY • Games and other activities reinforce the Truth Verse.

BIBLE CASE FILE • Each selected Bible story is taught in a fun and interactive way to help kids explore how God's Word applies to their life.



UPDATE 3 • Agent Regina, with help from Mr. Venture and the Commissioner, wraps up the case.



CADET CHALLENGE • Reinforce and review Ephesians 6:10–18. The goal is for kids to easily say all of the passage by the end of this Faith Case unit.

RESPONSE TIME • Kids reflect on the session theme and spend time with God, asking for His help in living out the session's truth.

CHALLENGE QUESTIONS • Five questions provide a quick and easy review of the session.

WRAP-UP • Review the session's featured truth one more time before the kids leave.

CASE SUMMARY • Don't forget this very important part! Send home a copy of each session's Case Summary after every session to let parents know what their kids are learning. Best of all, kids get the TOP SECRET password to review the Faith Case Updates again and again at www.FaithCase.com.



CADET CHALLENGE • Each session ends with a loop of that day's Cadet Challenge to play as parents pick up their kids.

! RESPONSE TIME

is when kids apply the Bible to their life. In each session, be sure to give plenty of time for kids to respond to God.

Why does Faith Case include response times?

What is the purpose of Response Time?

Response Time is the time when kids talk to God in prayer and listen for His guidance. In each session, you lead kids on a journey to understand how to live for God. When we learn something new about God, the Holy Spirit does His best work when we quiet ourself before Him and allow Him to guide us. That's the purpose of Response Time.

Do kids really understand what Response Time is?

Jesus was very clear in Mark 10:13–16 that we must become like little children to enter heaven. Children trust without question. They have faith and hope even when it seems there should be none. But most of all, they love unconditionally. Jesus pointed out that children innately respond to God appropriately. Our job is to make the time, place, and atmosphere for them to do so.

Why do kids need Response Time?

Time spent responding to God is vital for both adults and children. The habits that children develop shape how they approach things as teens and adults. All believers, young or older, need to meet and respond to a holy and loving God.

How do I prepare for Response Time?

Even as we have prepared these sessions for you, the Holy Spirit has been doing a work in our hearts. We encourage you to allow the Holy Spirit to work in you as you

prepare and present these sessions. Use each Response Time to give the Holy Spirit time to work in your kids. Prayerfully read Galatians 6:10–18 and consider what God wants to do in the life of each child you lead.

Should I give a salvation invitation in each Response Time?

God deals with everyone in different ways at different times. We never know when the Holy Spirit will touch a child's heart for salvation, so every Response Time offers opportunity for prayer. *(Also see the Salvation Plan on the next page.)*

Does Response Time only happen at the front of the room?

Many leaders ask kids to come to the front of the room for Response Time. However, you may let kids pray kneeling, seated, or standing at their seat. Response Time is about time spent with God, not about physical location.

What if kids don't seem to respond?

Be patient, encourage when necessary, and bring instruction if needed. But most of all, provide that safe time and place each session for them to respond. Kids may be responding emotionally and mentally even when you see no external evidence of their response. Your Faith Case experience will be richer as Response Time helps kids develop the habit of responding to God.

➤ HOW TO LEAD A CHILD TO CHRIST

Salvation is a vital part of every Sunday School and children's church. As you present the session each week, make opportunities to invite children to accept Jesus as Savior. Following are basic steps to use when counseling children in this important area. Write the Scripture references on a card to keep in the front of your Bible.

INVITATION

The purpose of the invitation is not to coax or plead with the children, but to give them an opportunity to accept Christ as their Savior and Lord. After you present the gospel, ask the children to bow their heads. Then ask if any child would like to receive Jesus. Invite each to come to the altar. Pray with each one who comes.

Use the salvation presentation plan in the session or the one at right. You can duplicate this plan and place it in your Bible.

FOLLOW-UP

Leading a child to Christ signals the beginning of that child's relationship with Jesus. However, just as any relationship requires work after the initial introduction, a new Christian needs to develop his or her relationship with Christ.

In the weeks after the child prays for salvation, talk with him about the experience. Keep encouraging him to be faithful to pray, read his Bible, and attend church. Let him know you are available to help him as he grows in his relationship with Christ. Use the following for reference.

BAD NEWS!

Everyone sins and sin separates us from God. It stops us from going to heaven. That is death.

For all have sinned and fall short of the glory of God. (Romans 3:23)

The wages of sin is death, but the gift of God is eternal life in Christ Jesus our Lord. (Romans 6:23)

GOOD NEWS!

Salvation is free, a gift. We can't buy it, but God gives it to us. We just have to ask.

(See Romans 6:23 above.)

IT'S YOUR CHOICE

You can ask Jesus to forgive your sins and come into your heart and life.

To all who did receive him, . . . he gave the right to become children of God. (John 1:12)

LET'S PRAY

"Dear Jesus, I am a sinner. I have done wrong things. Please forgive me. Come into my heart and life. Help me love and follow You. Thank You for the gift of salvation. Amen."

WHAT NOW?

Tell others that you have received Jesus as your Savior. And spend time with Jesus, your new Friend:

- read your Bible and pray every day
- love and obey God
- go to church

How do I adapt Faith Case for my church?

Teaching alone?

- No problem. You really only need more adults if you have to keep an eye on some of your investigators (like I need to keep an eye on some of my cadets).
- BE PREPARED! Sessions move fast to match kids' attention spans, so make sure you're ready to go.
- Read the **Lead Investigator Guide** for each session.
- Follow the Planning section to make sure you have everything you need.

More than one Lead Investigator?

- Print off a second **Lead Investigator Guide** from the CD-ROM.
- Take turns leading activities or entire sessions.
- Use the Planning checklist to choose which activities each Lead Investigator will lead.

What if I have less than an hour for my sessions?

Faith Case sessions are designed to take about an hour and half when you add announcements, offering, and worship time. If you have less time, try these options.

Option 1: Condense your lesson:

- Play the Countdown with the Faith Fact.
- Give the Welcome.
- Play Update 1.
- Play Update 2 and the Truth Verse Actions.
- Lead the Truth Verse Activity.
- Present the Bible Case File.
- Choose one if you have time: Game or Object Lesson. If you don't have time, go straight to Update 3.

- Play Update 3.
- Lead kids in Response Time.
- Give the Wrap-Up.
- Play the Cadet Challenge.

Option 2: Use two sessions for each investigation.

♦ In the first session:

- Play the Countdown with the Faith Fact.
- Give the Welcome.
- Play Update 1.
- Choose one: Game, Object Lesson, or Truth Verse Activity.
- Play Update 2 and the Truth Verse Actions.
- Play the Cadet Challenge.
- Lead kids in prayer.
- Give the Wrap-Up.

♦ In the second session:

- Play the Countdown with the Faith Fact.
- Give a revised Welcome.
- Play Update 3.
- Play the Cadet Challenge.
- Choose one that you didn't do last session: Game, Truth Verse Activity, or Object Lesson.
- Present the Bible Case File.
- Lead kids in Response Time.
- If you have time, use the remaining Game, Truth Verse Activity, or Object Lesson.
- Give the Wrap-Up.
- Play the Cadet Challenge.

What if the adult service runs longer?

- Challenge Questions are a great way to fill extra time. Just go back to previous sessions and see what kids remember. Divide up into teams for extra fun.

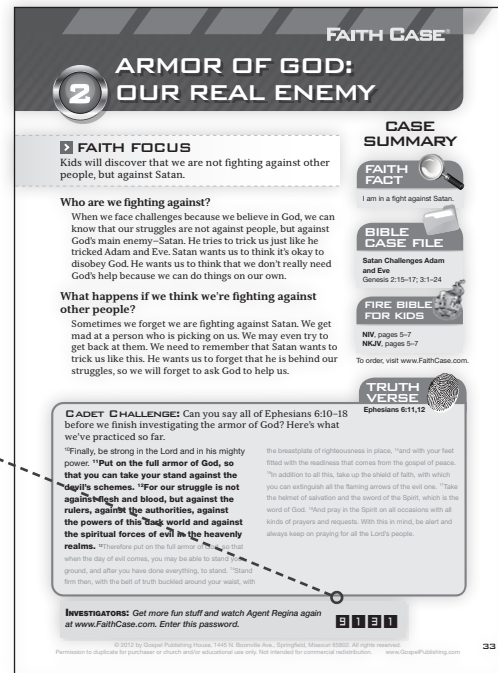
What's the secret of the Faith Case Web site?

TOP SECRET passwords!

Every session has a secret combination. Here's how it works:

Case Summaries

1. Duplicate these for all your kids. Hand out each Case Summary after its session. Mail them to kids who are absent.
2. Encourage parents to review each case with their kids. This is an excellent opportunity for kids and parents to investigate the Armor of God together.
3. Point out the TOP SECRET code for kids to access the session's videos online. Great for kids who miss a week, or if they want to share these videos with their friends. (And trust us, they will want to watch these videos again!)
4. Remind the kids to practice the new verses for the Cadet Challenge.



More fun stuff on the Web site

We added some great new items:

- Investigator Field Reports can be printed and sent home with your investigators-in-training. These pages encourage kids to watch the session videos at home and look for interesting details. Of course, watching the videos again also reinforces what kids have learned.
- A Decoder with secret messages
- Faith Case wallpaper for your computer desktop

What else do I need to know?

Is there anything I need to add?

Faith Case doesn't include time for announcements, offering, or worship time. Feel free to add these and adjust your schedule accordingly.

Why do the sessions move so fast?

Kids' attention span is usually their age plus 2 minutes, so most activities last less than 10 minutes. Time goes quickly, so have everything prepared before you begin.

Who developed Faith Case?

The sessions were planned by experienced children's ministry leaders. (See the list at the beginning of this book.)

What if I have younger kids in my group?

We've tried Faith Case with preschoolers. They'll have fun, but the activities and concepts aren't easy for them to understand.

What about snacks?

Snacks are a great addition to your Faith Case sessions, especially if your kids often arrive hungry. A healthy snack will help hungry kids concentrate better.

What if I still have questions?

What if I have suggestions or ideas?

- Check out this Web site:
www.facebook.com/FaithCaseResources
You can ask questions, find new information, and post your comments, pictures, and ideas.
- E-mail newproducts@gph.org. Our team members will be glad to hear your input and answer your questions.

